Descriptif pièces détachées
Spare parts list

X-AIR HANUMAN



KIT N°

RAND KAR s.a.
RAJ HAMSA ULTRALIGHTS PVT LTD
Canal de la Martinière - 44320 FROSSAY - FRANCE
Téléphone: **+ 33. (0)2.40.64.21.66** Fax: **+ 33. (0)2.40.64.15.22**
Http://www.randkar.fr
Email: contact@randkar.fr

N°	DESIGNATION	*DESIGNATION*	PAGE
301	Leading edge	*Bord d'attaque*	6-7
302	Trailing edge	*Bord de fuite*	8-9
303	Front wing struts	*Hauban avant*	10
304	Rear wing struts	*Hauban arrière*	11
305	Set of battens	*Jeu de lattes*	12
306	Aileron	*Aileron*	13
307	Elevator	*Profondeur*	14
308	Rudder	*Direction*	15
309	Wing tip tube	*Saumon*	16
310	Wing jury struts	*Contrefiches*	16
311	Wing compression tubes	*tubes de compression d'aile*	17
312	Wing root	*Emplanture d'aile*	17
313	Flaps control	*Commande de volets*	18
314	Elevator tube front part	*Tube de profondeur partie avant*	18
315	Control stick	*Manche*	19
316	Elevator tube rear part	*Tube de profondeur partie arriere*	19
317	Lower fuselage tube	*Tube de fuselage inferieur*	20
318	Upper fuselage tube	*Tube de fuselage superieur*	21
319	Elevator fork	*Fourche de profondeur*	22
320	Fin leading edge	*Bord d'attaque de derive*	22
321	Fin trailing edge	*Bord de fuite de derive*	23
322	Fin compression tube	*Tube de compression de derive*	24
323	Fin base tube	*Tube de base de derive*	24
324	Fin front tube	*Tube avant de derive*	25
325	Side fuselage stiffeners	*Tube de fuselage lateraux (courbes et droits)*	25
326	Longitudinal fuselage ribs	*Tubes de fuselage longitudinaux*	26
327	Fuselage cross tubes	*Croisillons de fuselage(sup, inf, centr)*	26
328	Fuselage longitudinal tension ribs	*Lattes de tension de fuselage longitudinales*	27
329	Side diagonal fuselage holders	*Croisillons de fuselage lateraux*	27
330	Fuselage sail tension ribs	*Lattes de tension de fuselage laterales*	28
331	Fin + stab mounting with harness	*Base de dérive et harnais d'épaule*	28
332	Control stick assy	*Embase des manches*	29
333	Assembly tools	*Outillage*	29
334	Sailcloth	*Toiles*	30
335	Engine supporting tubes	*tubes support moteur*	30
336	Elevator tube guiding plate	*Platine guide tube de profondeur*	31
337	Throttle handle assy	*manettes d'accelerateur*	31
338	Aileron control in wing	*Commande d'aileron dans l'aile*	32
339	Back seat tube diagonal	*Tube derriere siege*	33
340	Nose wheel tube	*Tube de fourche avant*	33
341	Cabin rear side tubes	*Tubes de cabine arrière lateraux*	34
342	Cabin front tubes	*Tubes de cabine avant*	34
343	Door entrance top tube	*Tube superieur d'entrée de cabine*	35
344	Door entrance bottom tube	*Tube inferieur d'entrée de cabine*	35
345	Engine frame	*Support moteur*	36-37
346	Fork mobile part	*Guignol de direction*	38
347	Undercarriage assy	*Train principal*	38
348	Seat railing	*Rails de siège*	39
349	Stabilizer assy	*Plan fixe horizontal*	40
350	Front fork	*Fourche avant*	41
351	Rudder pedals	*Palonniers*	41
352	Ailerons cabin mechanism	*Commande d'aileron en cabine*	42
353	Cabin entry diagonal tubes	*Tubes raidisseurs d'entrée de cabine*	42
354	Front wheel	*Roue avant*	43
355	Rear wheel	*Roue arrière*	43
356	Electric wiring	*Circuit electrique*	44-46
357	Trim sleeves and cables	*cables et gaines de trim*	47
358	Throttle and choke cables	*Cabe starter et accelerateur*	47
360	Fuel hoses	*Durites essence*	47
361	Lower engine supporting tubes	*Tubes support moteur inferieur*	48
362	Under seat tube rear	*Tube arrière sous siège*	48
363	Under seat tubes front	*Tubes sous siège avant*	49
364	Cabin floor side tube	*Tube lateral sous plancher*	50
365	Main axle assy with seat belts	*Tube de base*	51
366	Brake sleeves and cables	*Cables et gaines de frein*	52
367	Cabin top front tube	*Tube de cabine superieur avant*	52
368	Flap control handle	*Manette et commande de volets*	53
369	Cabin top rear tube	*Tube de cabine superieur arrière*	54
370	Cabin top diagonal and side tubes	*Tubes de plafond de cabine*	54
371	Flaps assy	*Volets*	55
372	Front pod up and bottom	*Capot moteur superieur et inferieur*	56
373	Cockpit pod	*Carénage*	56
374	Windscreen	*Pare-brise*	57
375	Leading edge foam	*Mousse de bord d'attaque*	57
376	Pod rear bottom side	*Flanc de cabine inferieur*	58
377	Pod rear Bottom	*Composite sous plancher*	58
378	Floor board	*Plancher*	59
379	Wheel fairings	*Carénages de roue*	59
380	Seats	*Sièges*	60
381	Fuel tank	*Reservoir d'essence*	60
382	Dashboard	*Tableau de bord*	61
383	Pod rear top side	*Flanc de cabine superieur*	61
384	Firewall	*Cloison pare-feu*	62
386	Compass housing	*Logement de compas*	62
387	Rivets for doors	*Rivets de portes*	
388	Canopy	*Toit*	63
389	Doors	*Portes*	63

MENU GENERAL / MAIN MENU ————PAGE 3

MENU CELLULE / AIRFRAME MENU ——PAGE 4

MENU FUSELAGE / FUSELAGE MENU —-PAGE 5

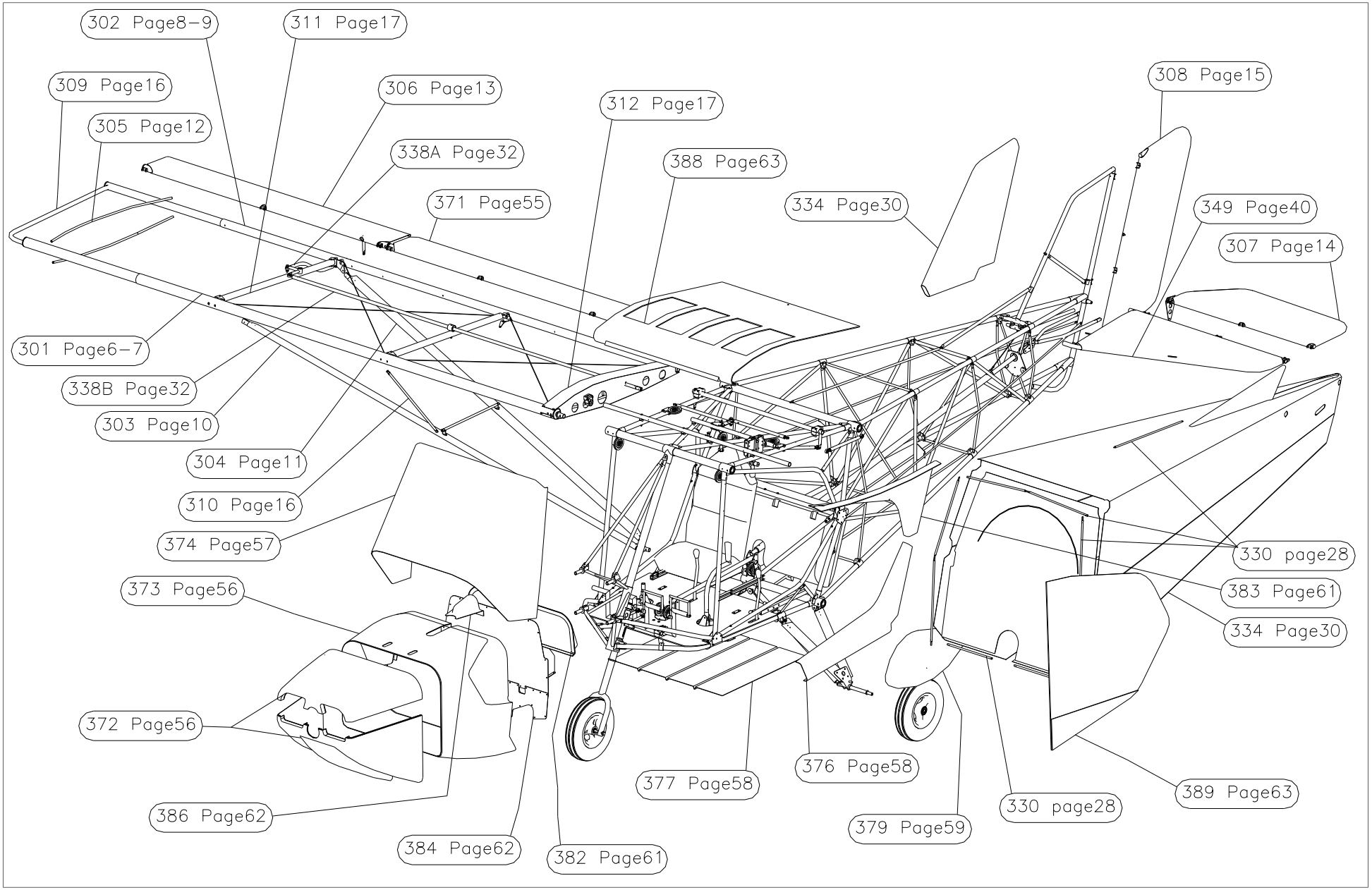
302 Page8–9
311 Page17
309 Page16
306 Page13
312 Page17
308 Page15
305 Page12
338A Page32
388 Page63
371 Page55
334 Page30
349 Page40
307 Page14
301 Page6–7
338B Page32
303 Page10
304 Page11
310 Page16
374 Page57
330 page28
383 Page61
373 Page56
334 Page30
372 Page56
376 Page58
377 Page58
389 Page63
330 page28
386 Page62
379 Page59
384 Page62
382 Page61

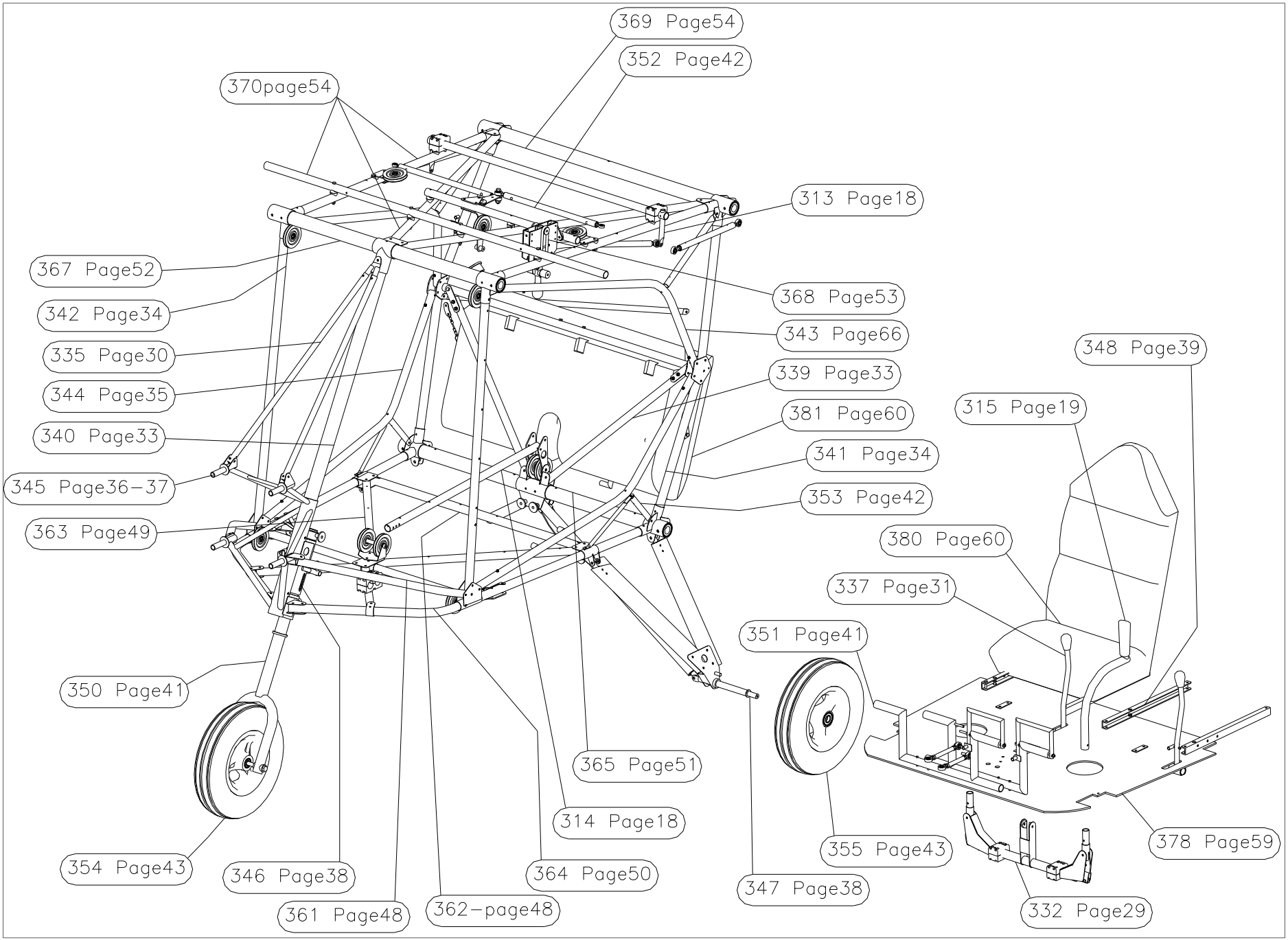
369 Page54
352 Page42
370page54
313 Page18
367 Page52
368 Page53
342 Page34
343 Page66
335 Page30
339 Page33
344 Page35
381 Page60
340 Page33
341 Page34
345 Page36–37
353 Page42
363 Page49
348 Page39
315 Page19
380 Page60
337 Page31
351 Page41
350 Page41
365 Page51
314 Page18
355 Page43
378 Page59
354 Page43
346 Page38
364 Page50
347 Page38
361 Page48
362–page48
332 Page29

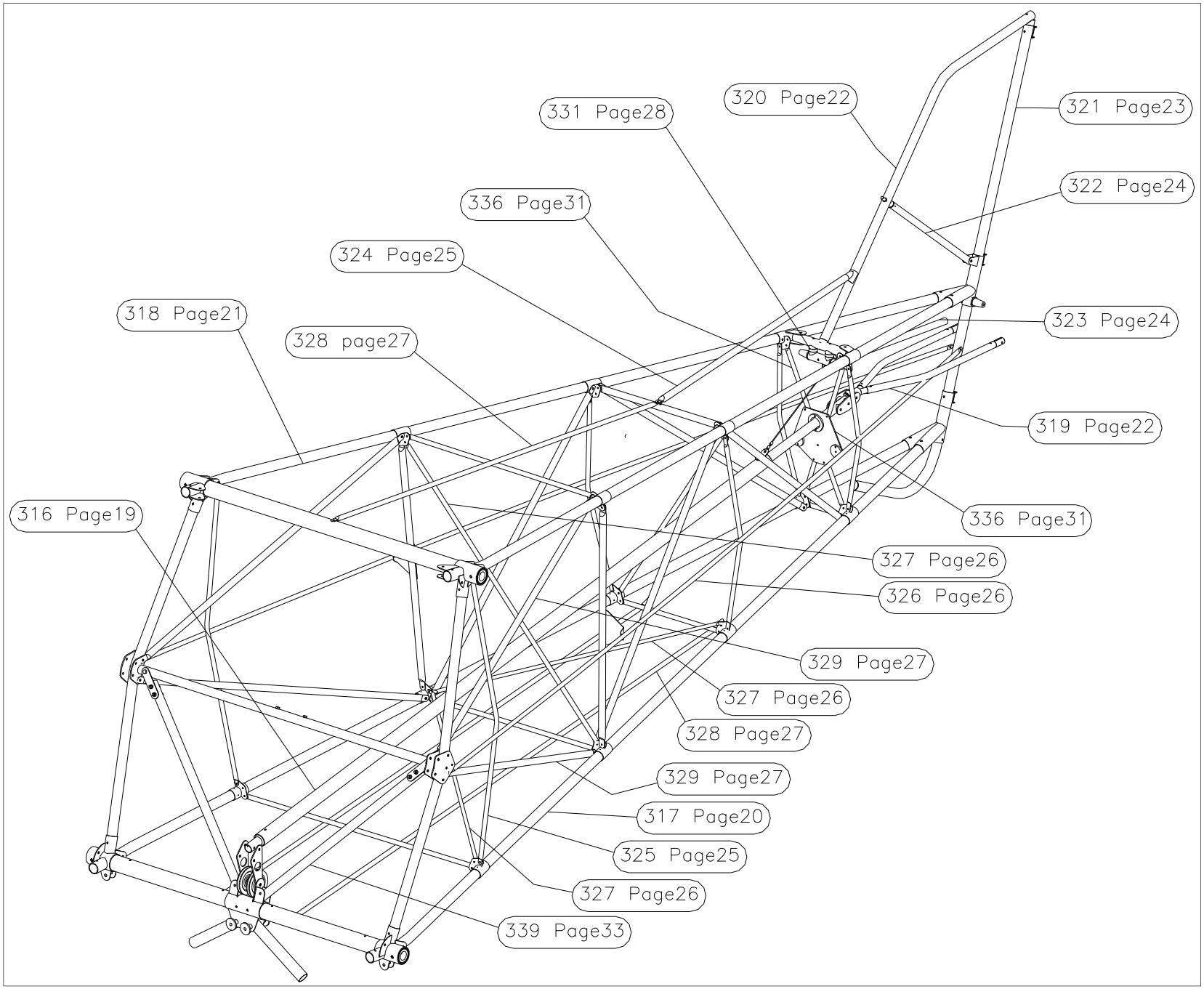
331 Page28
320 Page22
321 Page23
336 Page31
322 Page24
324 Page25
318 Page21
328 page27
323 Page24
319 Page22
316 Page19
336 Page31
327 Page26
326 Page26
329 Page27
327 Page26
328 Page27
329 Page27
317 Page20
325 Page25
327 Page26
339 Page33

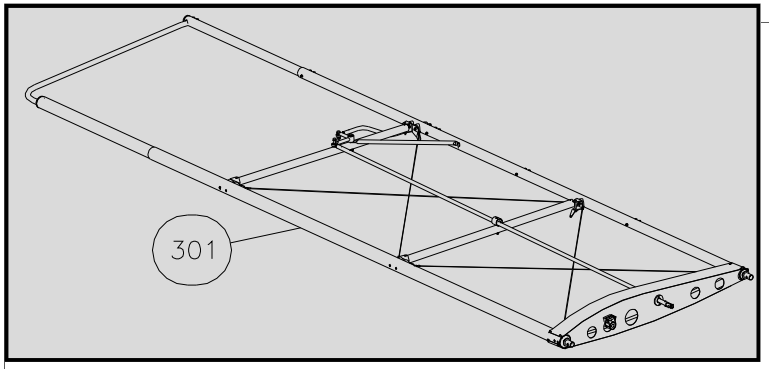

LEADING EDGE - 301L(left / gauche) - BORD D'ATTAQUE
Type 2

Qté	Nom
1	103100
1	103101
1	103111L
1	103168
1	301086B
1	301086K2
1	301091K2
1	301093
1	301127
3	301259
1	301260
1	301261
1	301262
1	301263
1	301264
4	C05064
7	EC06F
1	EC08F
4	IN06
7	RM0612
1	RM0816
4	VB06015
1	VC06070
1	VC06077
2	VC06082
1	VC06087
1	VC08084
2	VH06057
301L	

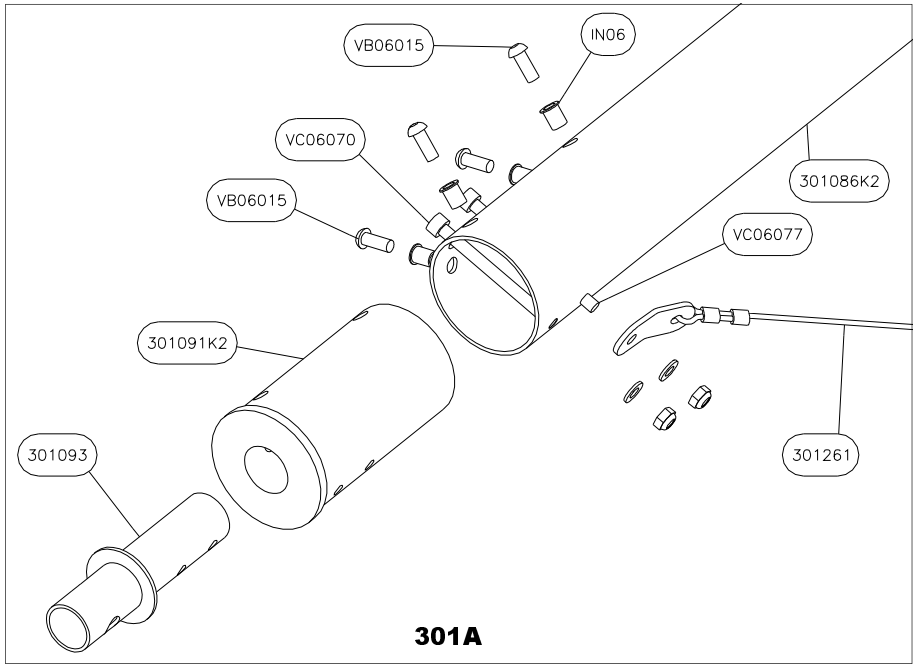

301A

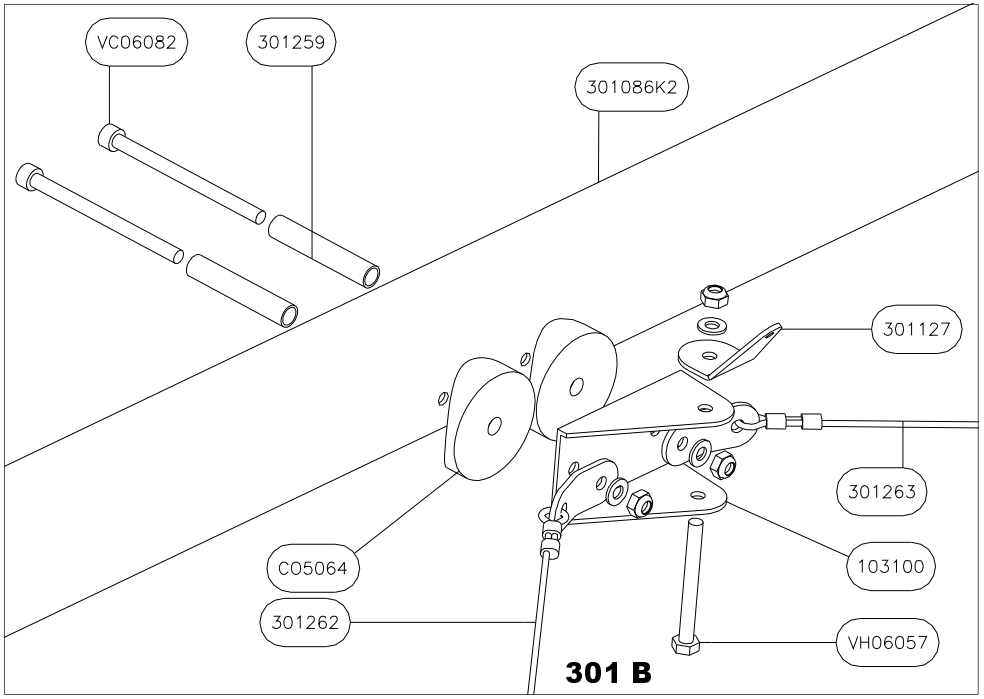

301 B

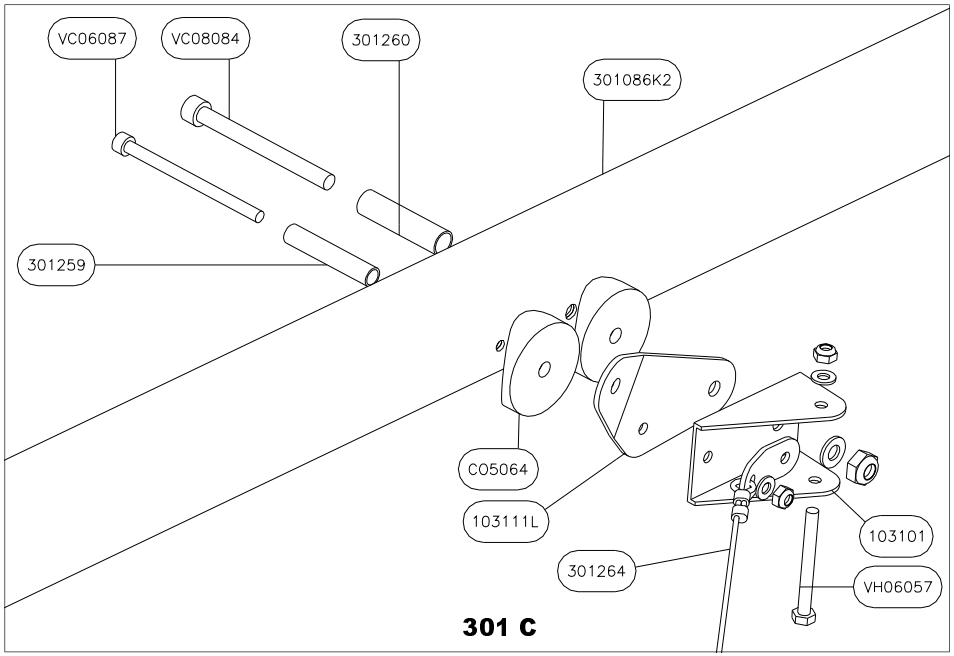

301 C

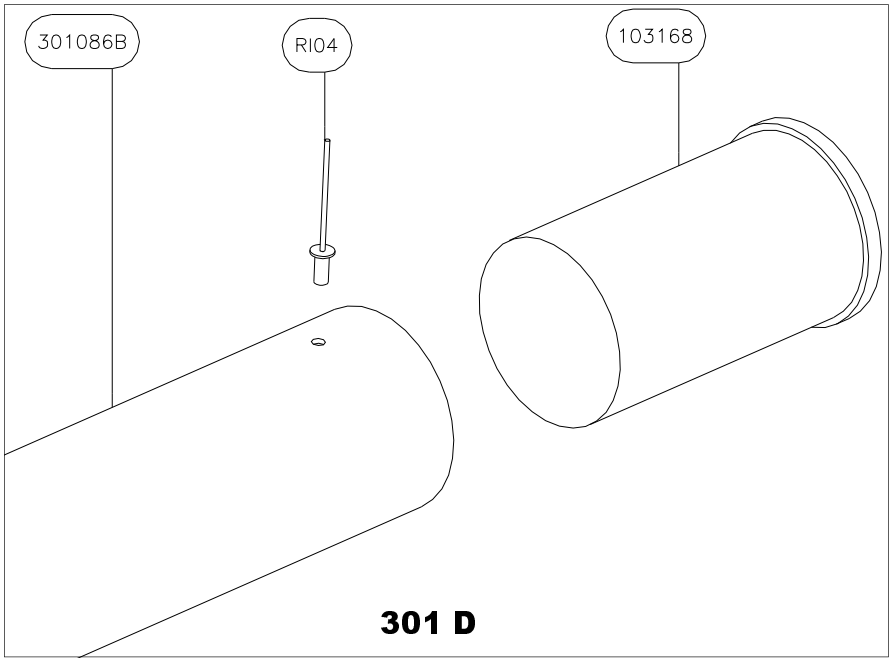

301 D

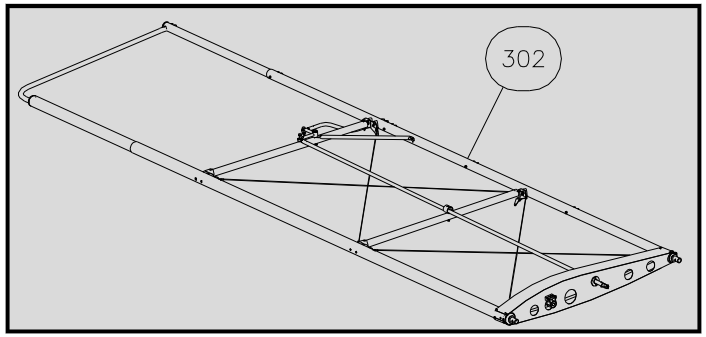

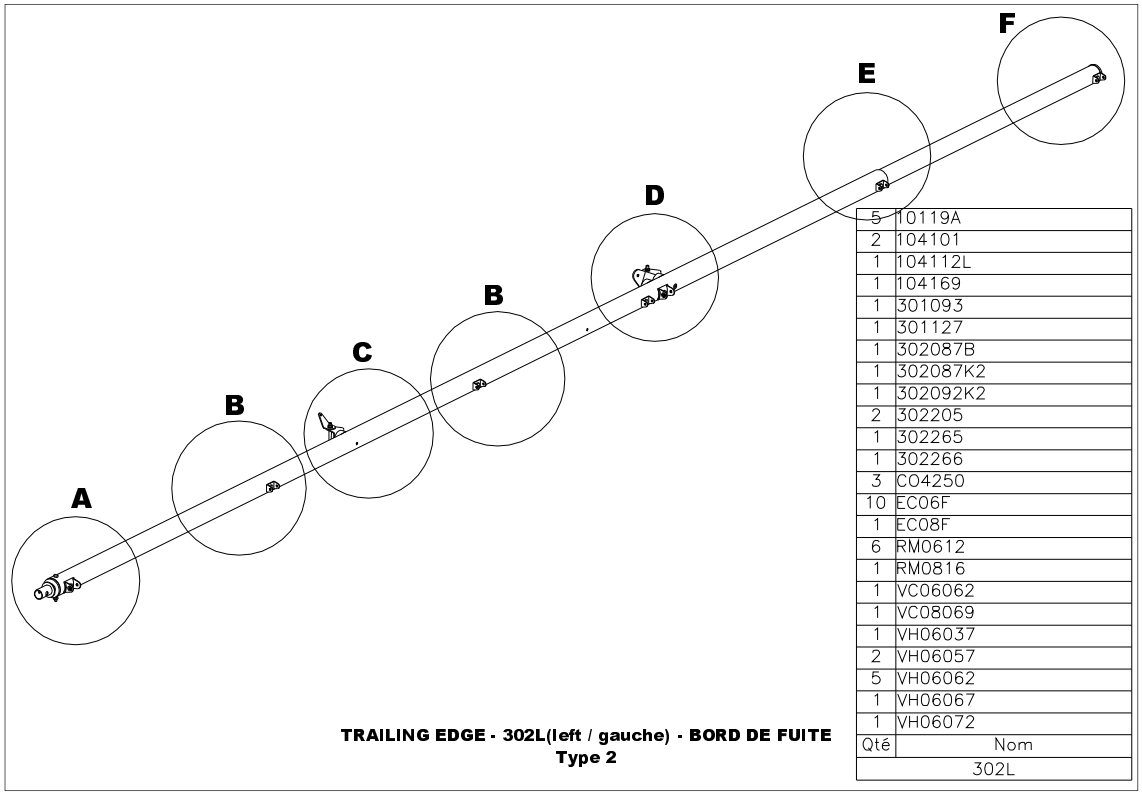

Qté	Nom
5	10119A
2	104101
1	104112L
1	104169
1	301093
1	301127
1	302087B
1	302087K2
1	302092K2
2	302205
1	302265
1	302266
3	CO4250
10	EC06F
1	EC08F
6	RM0612
1	RM0816
1	VC06062
1	VC08069
1	VH06037
2	VH06057
5	VH06062
1	VH06067
1	VH06072
	302L

TRAILING EDGE - 302L(left / gauche) - BORD DE FUITE
Type 2

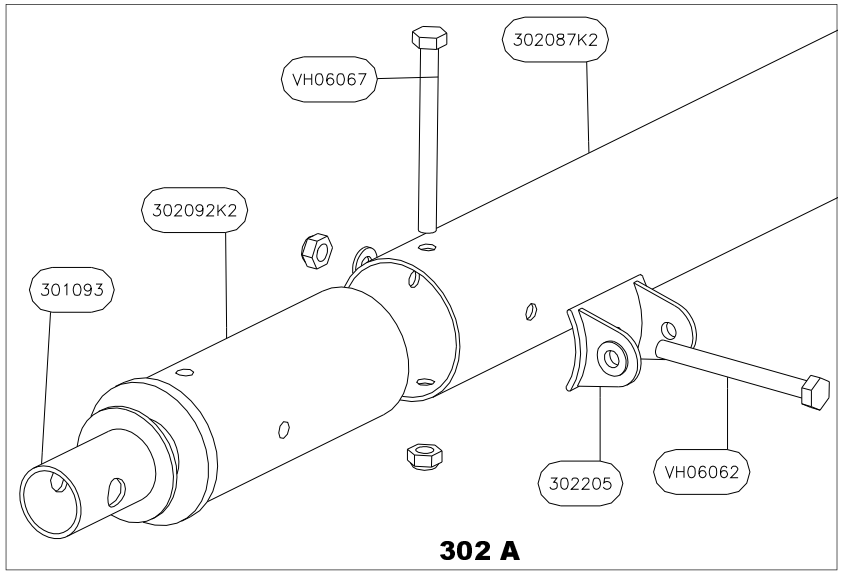

302 A

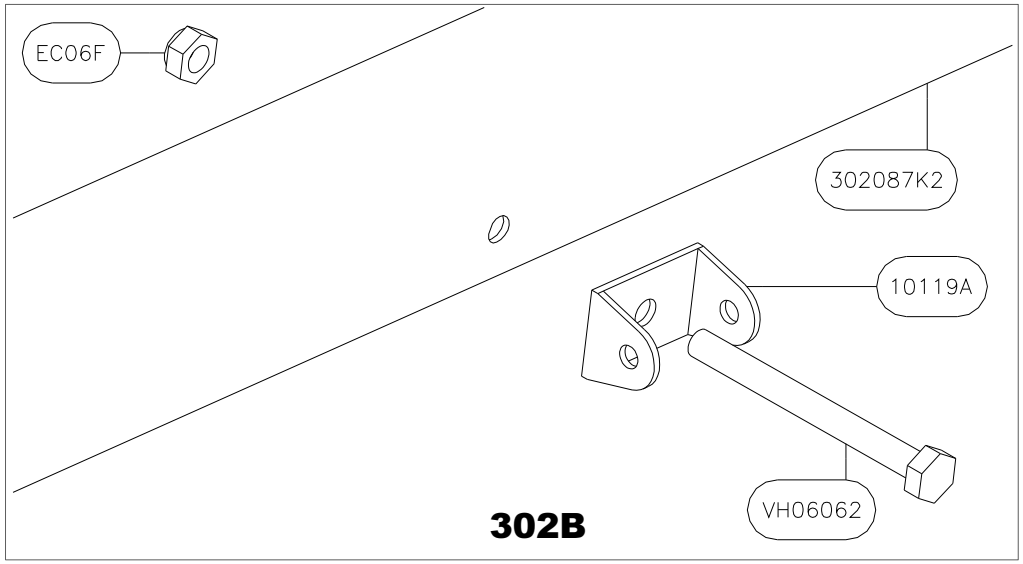

302B

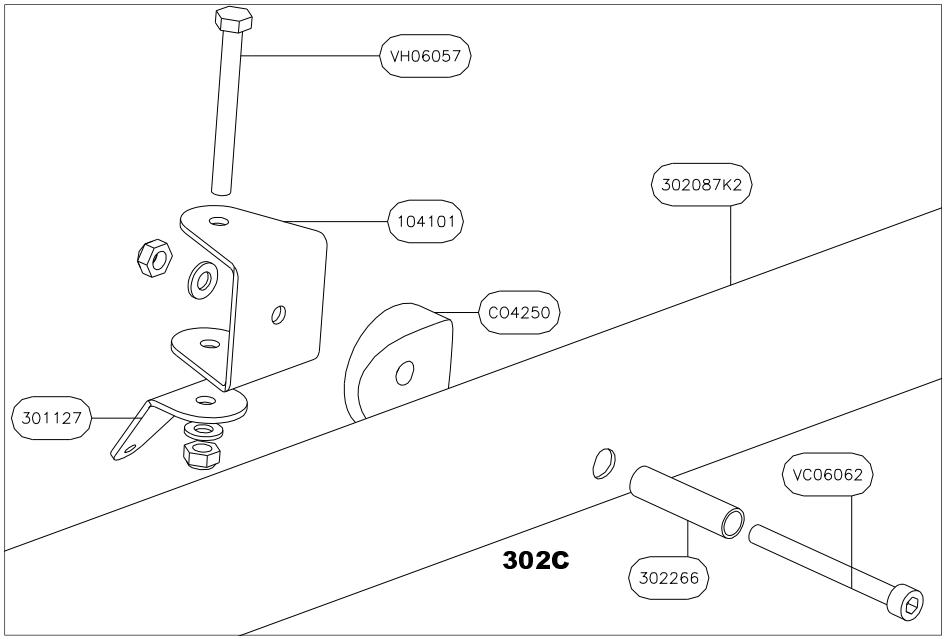

302C

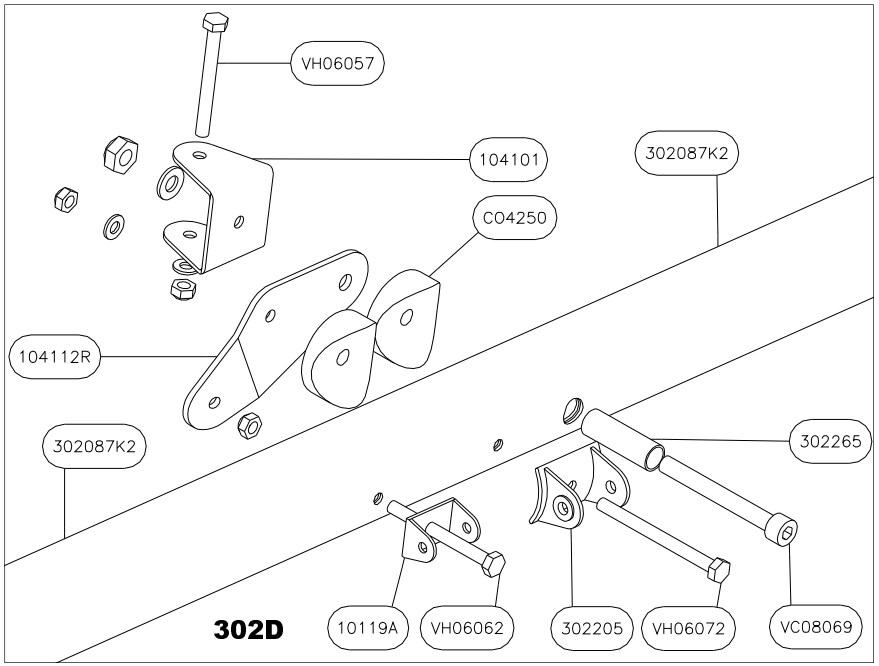

302D

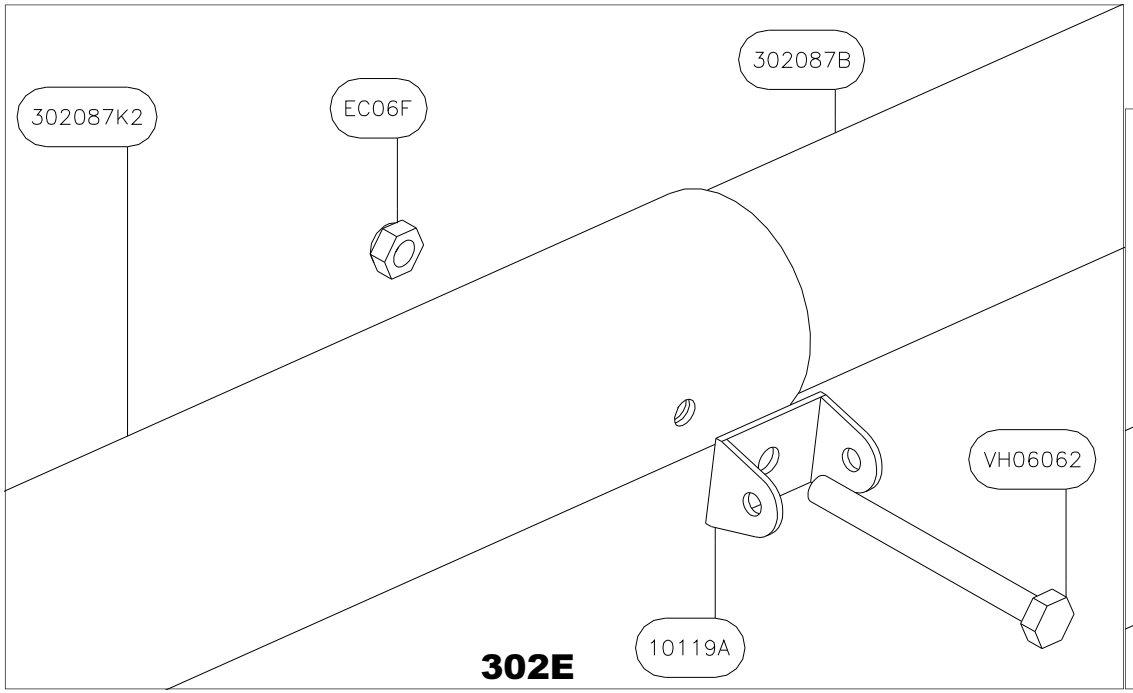

302E

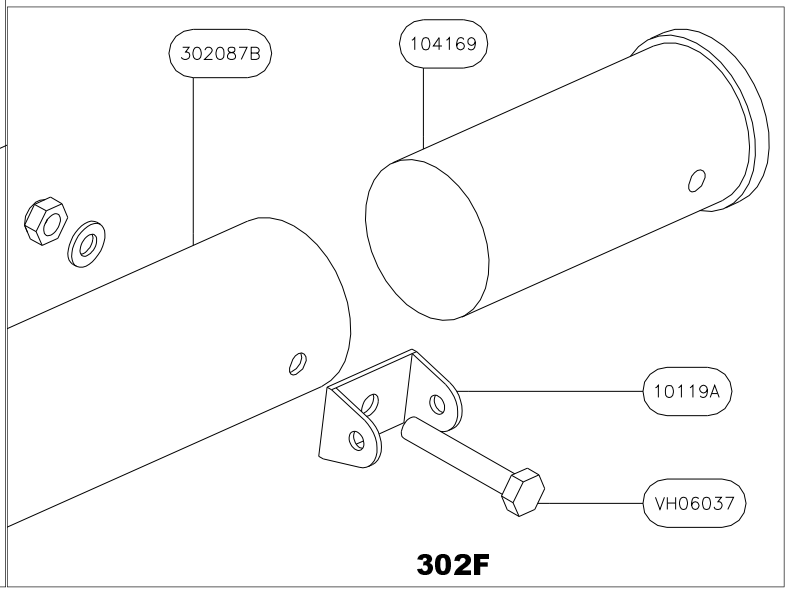

302F

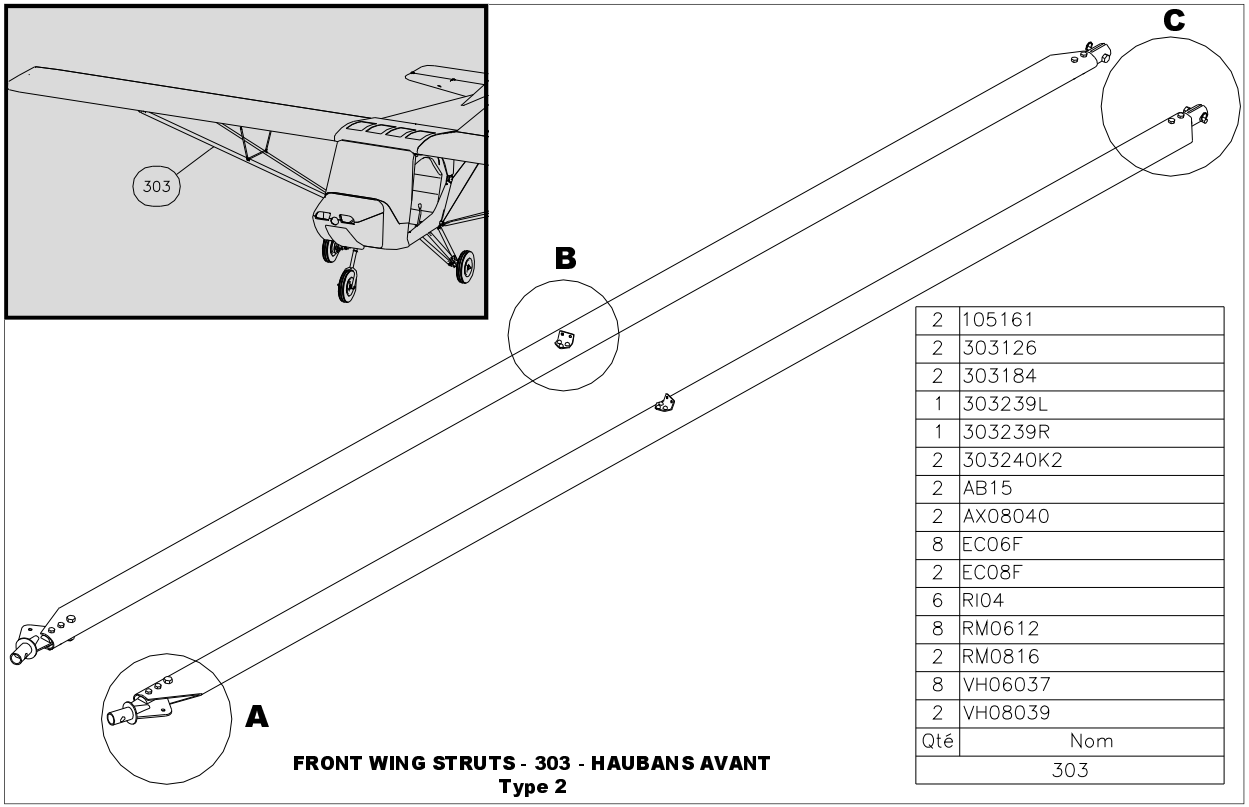

FRONT WING STRUTS - 303 - HAUBANS AVANT
Type 2

Qté	Nom
	303
2	105161
2	303126
2	303184
1	303239L
1	303239R
2	303240K2
2	AB15
2	AX08040
8	EC06F
2	EC08F
6	RI04
8	RM0612
2	RM0816
8	VH06037
2	VH08039

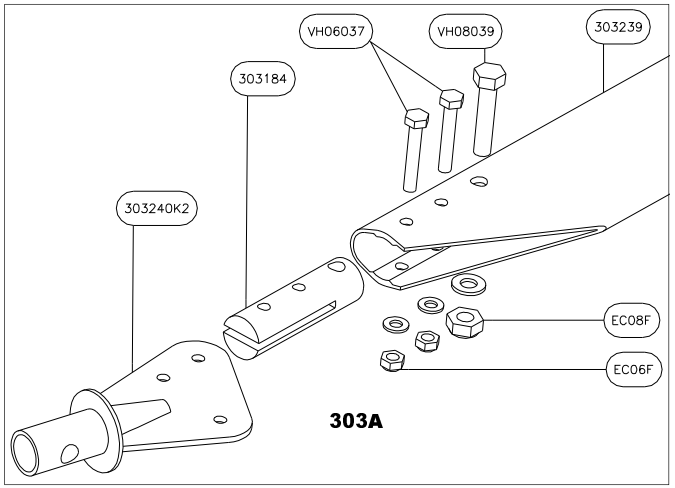

303A

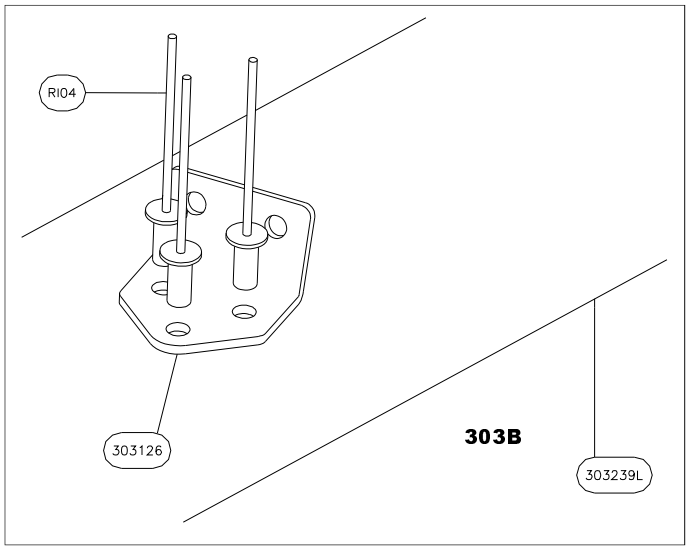

303B

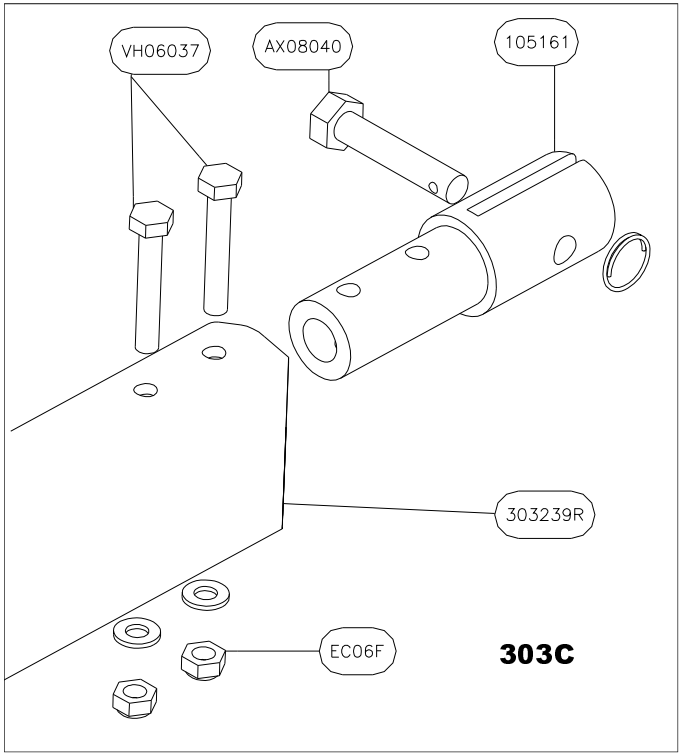

303C

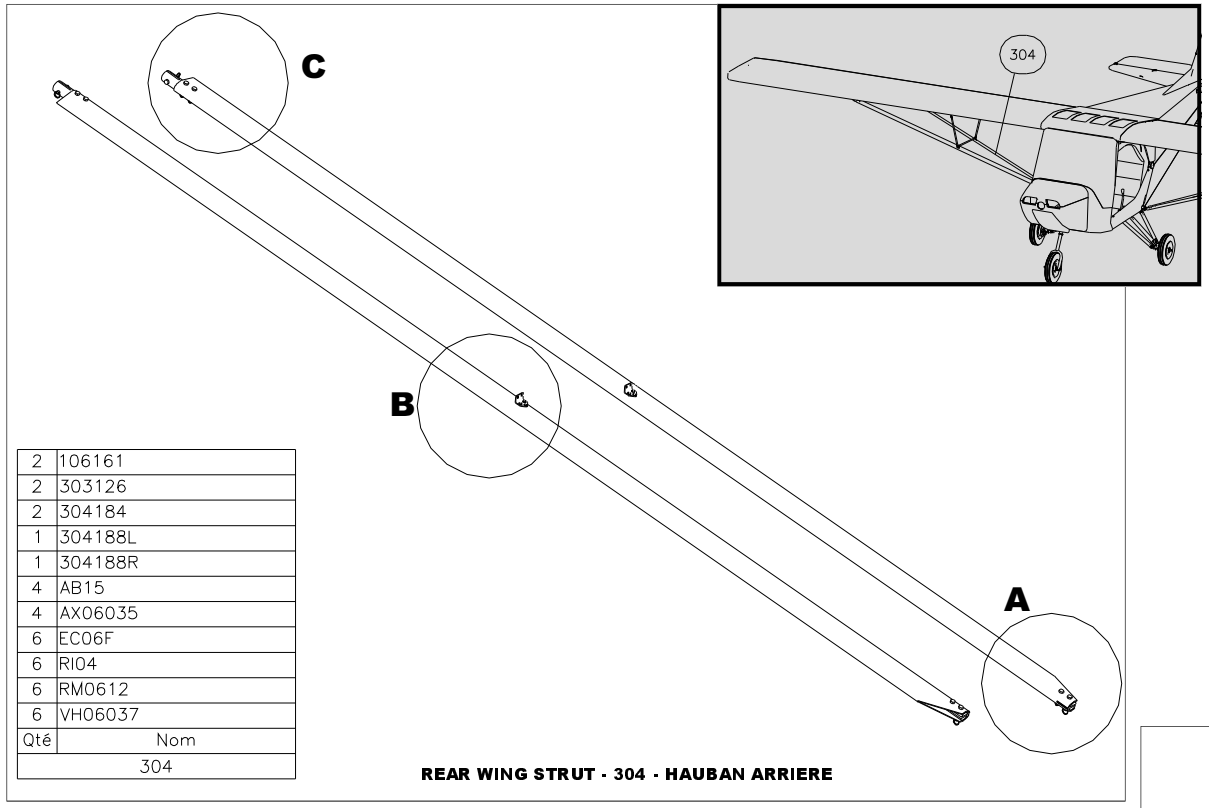

Qté	Nom
2	106161
2	303126
2	304184
1	304188L
1	304188R
4	AB15
4	AX06035
6	EC06F
6	RI04
6	RM0612
6	VH06037
304	

REAR WING STRUT - 304 - HAUBAN ARRIERE

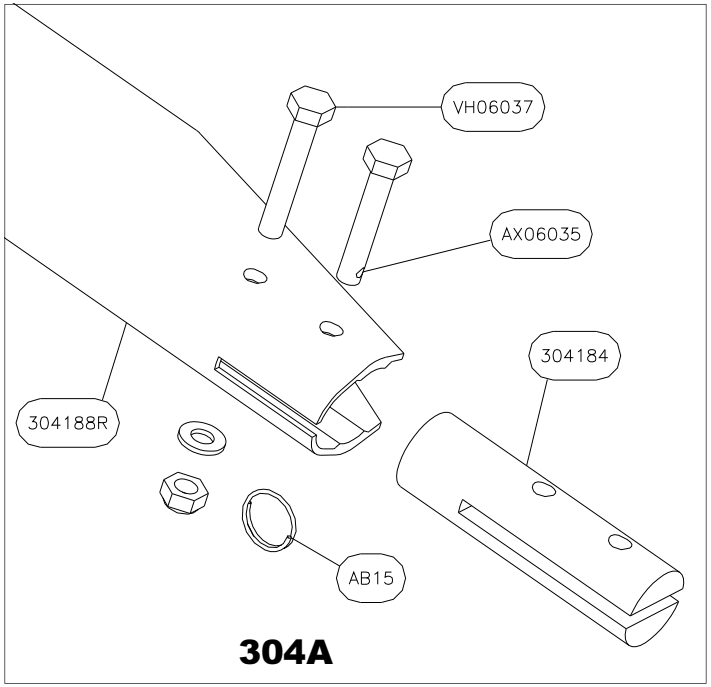

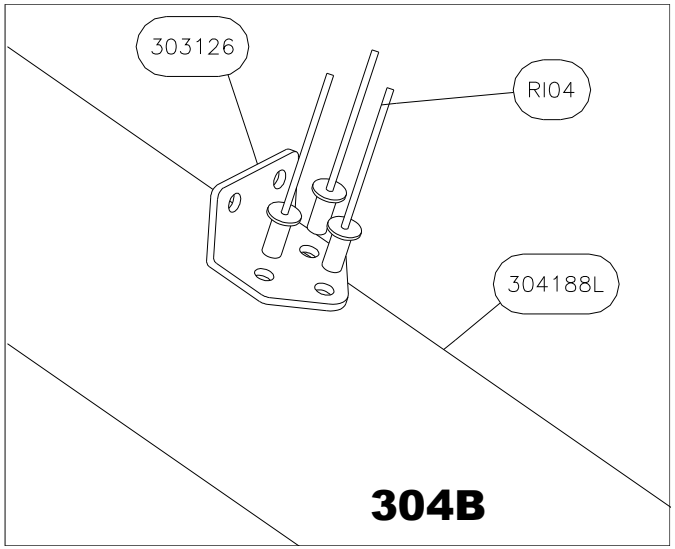

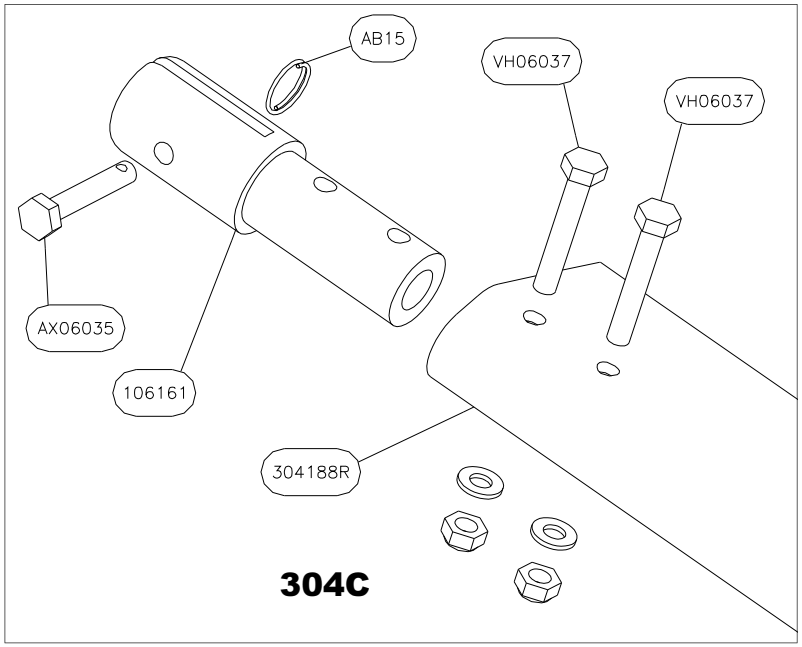

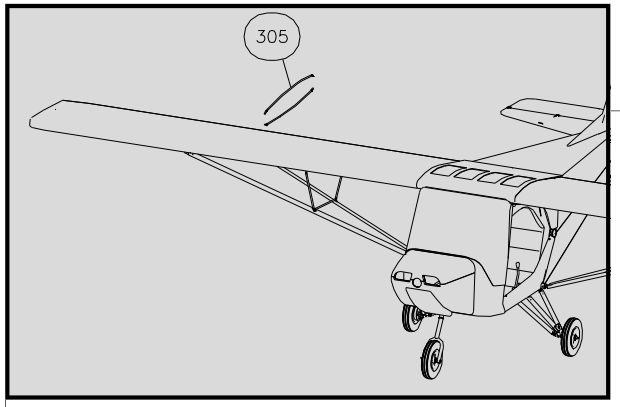

80	120178
20	305237
20	305238
Qté	Nom
305	

BATTENS SET - 305 - JEU DE LATTES

***X=LETTER FOR MAIN COLOUR CODE**
(FOR EXAMPLE, A LEFT AILERON FABRIC 306369L IN YELLOW COLOUR WILL HAVE CODE NUMBER 306369LY)

***X=LETTRE POUR CODE COULEUR PRINCIPALE**
(PAR EXEMPLE, UNE TOILE D'AILERON GAUCHE 306369L DE COULEUR JAUNE SERA REFERENCEE 306369LY)

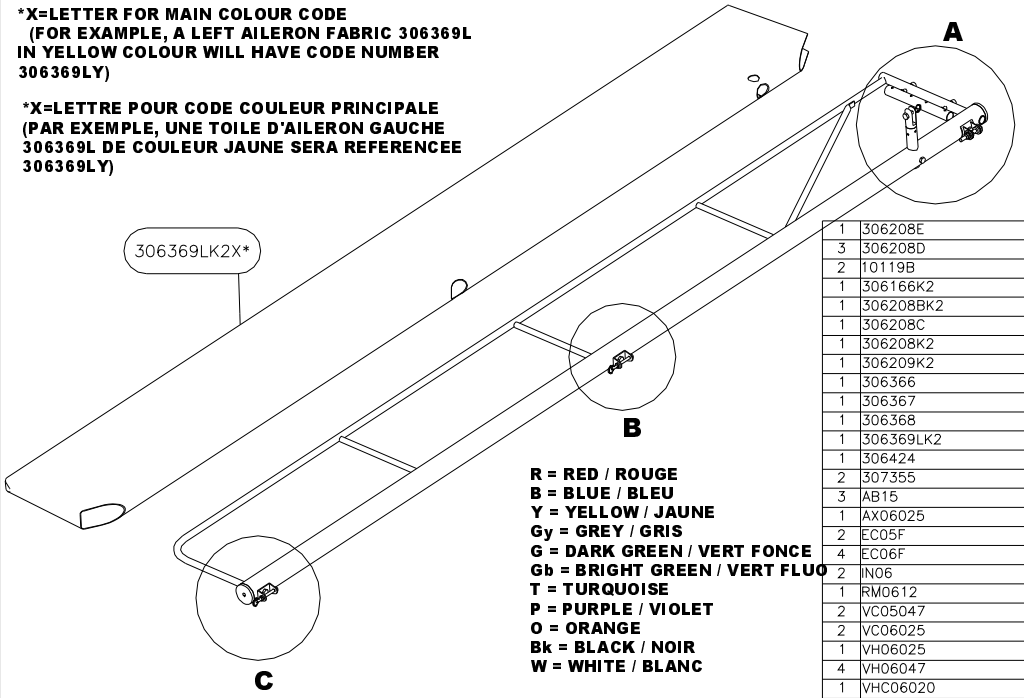

R = RED / ROUGE
B = BLUE / BLEU
Y = YELLOW / JAUNE
Gy = GREY / GRIS
G = DARK GREEN / VERT FONCE
Gb = BRIGHT GREEN / VERT FLUO
T = TURQUOISE
P = PURPLE / VIOLET
O = ORANGE
Bk = BLACK / NOIR
W = WHITE / BLANC

Qté	Nom
1	306208E
3	306208D
2	10119B
1	306166K2
1	306208BK2
1	306208C
1	306208K2
1	306209K2
1	306366
1	306367
1	306368
1	306369LK2
1	306424
2	307355
3	AB15
1	AX06025
2	EC05F
4	EC06F
2	IN06
1	RM0612
2	VC05047
2	VC06025
1	VH06025
4	VH06047
1	VHC06020

AILERON - 306L (left / gauche) - AILERON
Type 2

306L

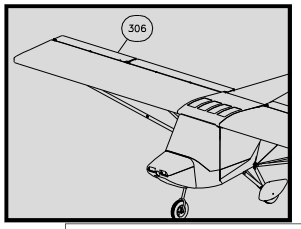

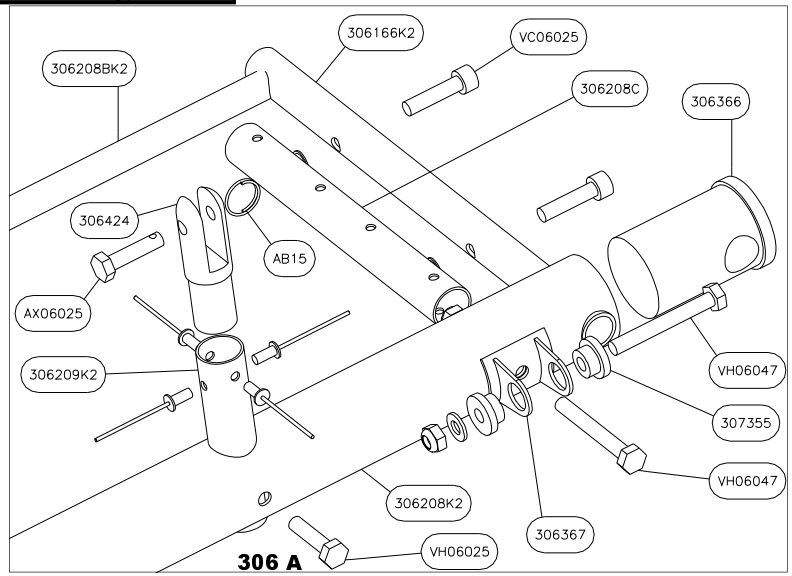

306 A

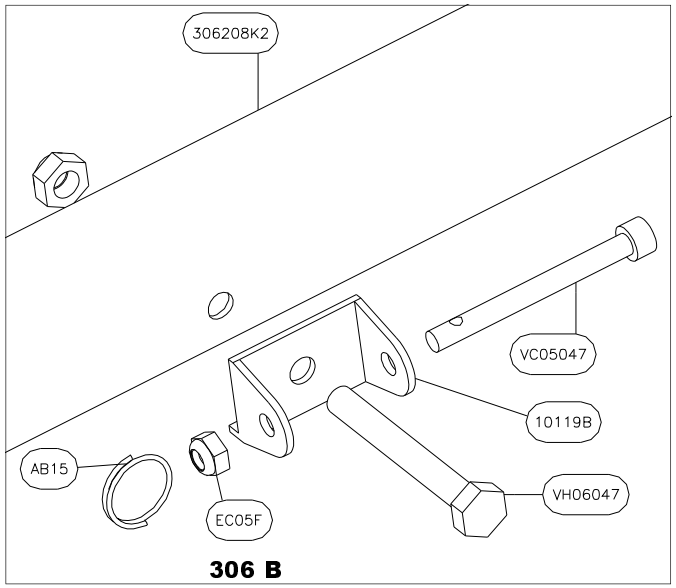

306 B

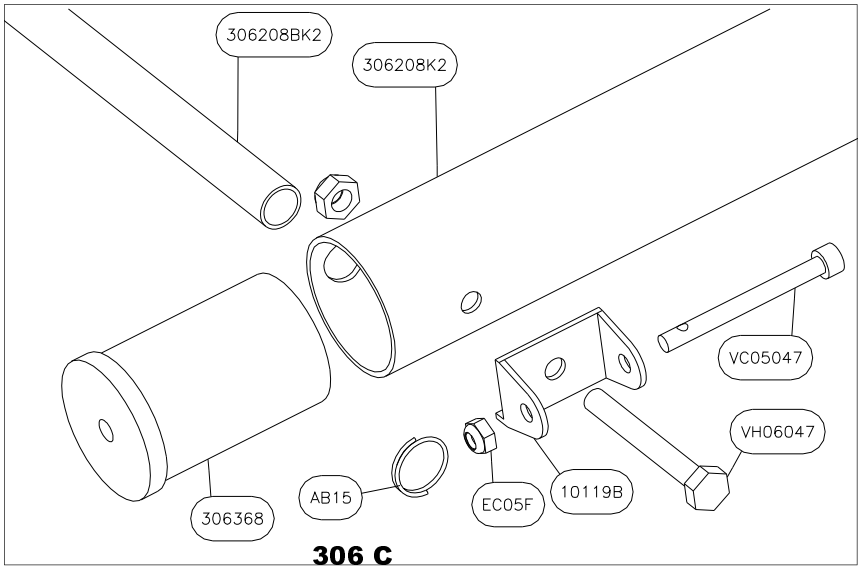

306 C

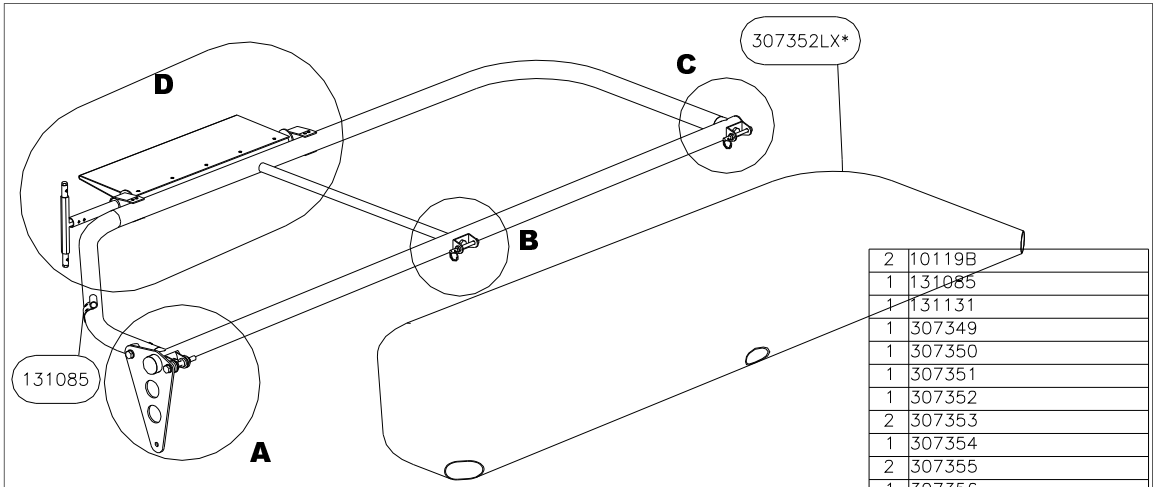

Qté	Nom
	307L
2	10119B
1	131085
1	131131
1	307349
1	307350
1	307351
1	307352
2	307353
1	307354
2	307355
1	307356
2	AB15
2	BN25
1	C02328
2	EC05F
2	EC06F
2	RM0612
2	VC05047
1	VH06037
3	VH06042
1	VH06052

R = RED / ROUGE
B = BLUE / BLEU
Y = YELLOW / JAUNE
Gy = GREY / GRIS
G = DARK GREEN / VERT FONCE
Gb = BRIGHT GREEN / VERT FLUO
T = TURQUOISE
P = PURPLE / VIOLET
O = ORANGE
Bk = BLACK / NOIR
W = WHITE / BLANC

***X=LETTER FOR MAIN COLOUR CODE (FOR EXAMPLE, A LEFT ELEVATOR FABRIC 307352L IN YELLOW COLOUR WILL HAVE CODE NUMBER 307352LY)**
***X=LETTRE POUR CODE COULEUR PRINCIPALE (PAR EXEMPLE, UNE TOILE DE PROFONDEUR GAUCHE 307352L DE COULEUR JAUNE SERA REFERENCEE 307352LY)**

ELEVATOR - 307L (left / gauche) - PROFONDEUR

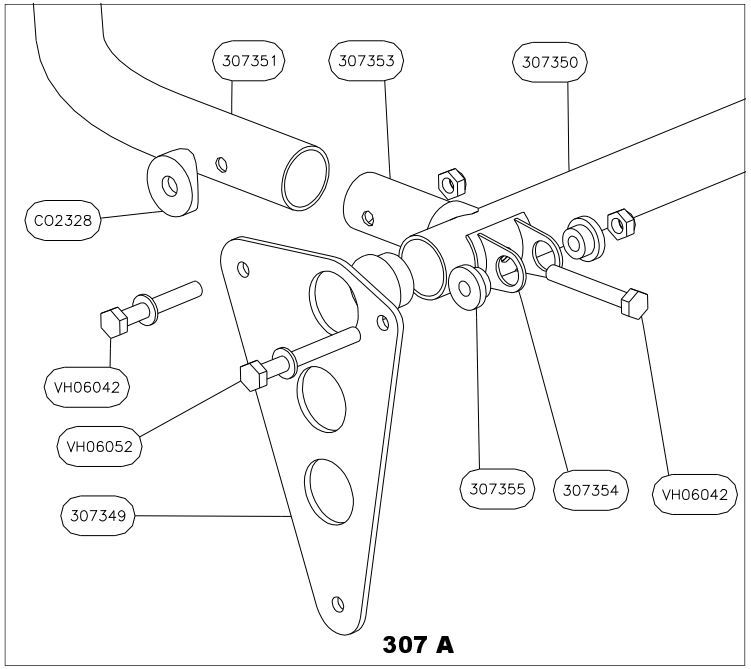

307 A

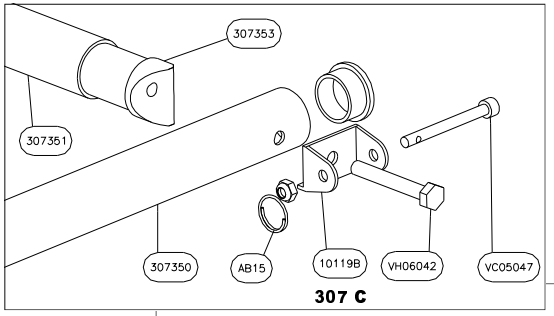

307 C

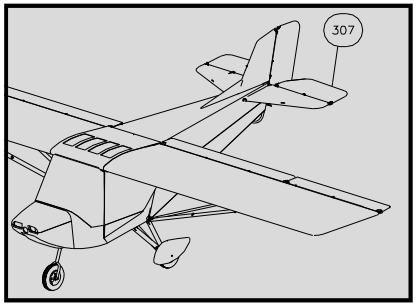

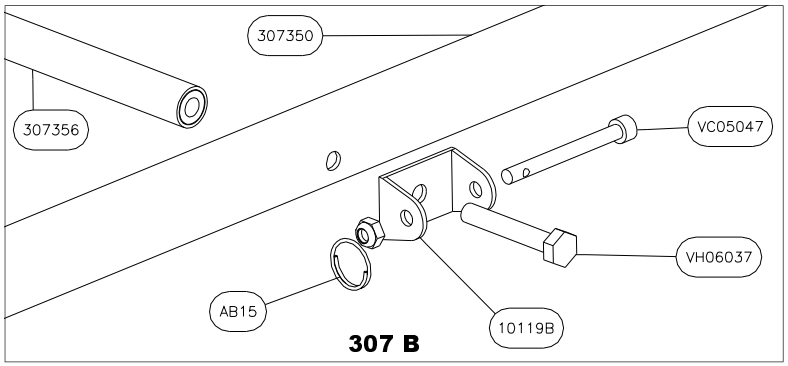

307 B

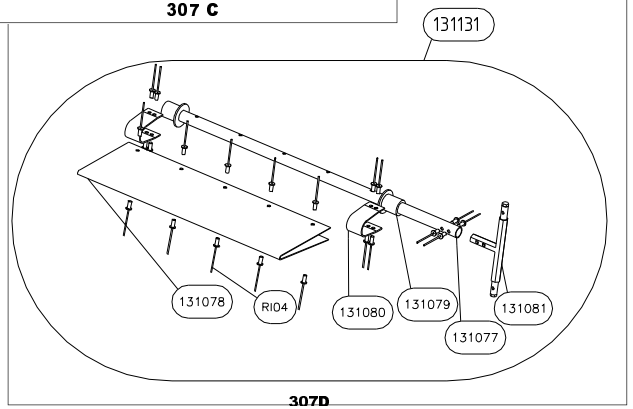

307D

*X=LETTRE POUR CODE COULEUR PRINCIPALE
(PAR EXEMPLE, UNE DIRECTION 308364 DE COULEUR JAUNE SERA REFERENCEE 308364Y)

*X=LETTER FOR MAIN COLOUR CODE
(FOR EXAMPLE, A RUDDER 308364 IN YELLOW COLOUR WILL HAVE CODE NUMBER 308364Y)

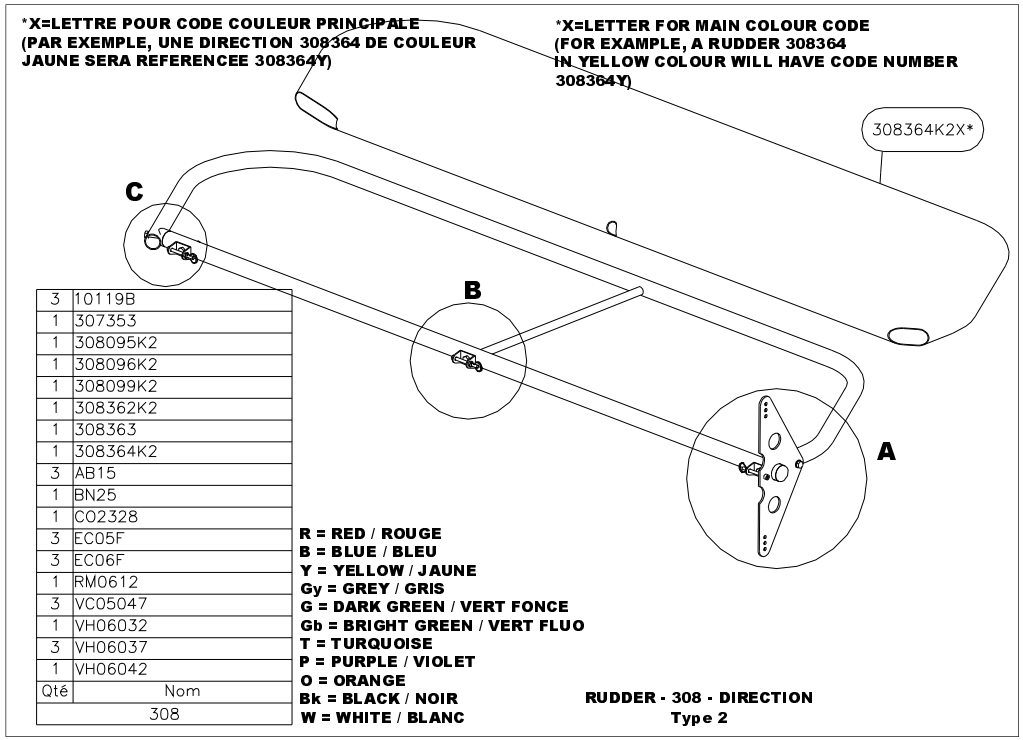

Qté	Nom
3	10119B
1	307353
1	308095K2
1	308096K2
1	308099K2
1	308362K2
1	308363
1	308364K2
3	AB15
1	BN25
1	CO2328
3	EC05F
3	EC06F
1	RM0612
3	VC05047
1	VH06032
3	VH06037
1	VH06042

308

R = RED / ROUGE
B = BLUE / BLEU
Y = YELLOW / JAUNE
Gy = GREY / GRIS
G = DARK GREEN / VERT FONCE
Gb = BRIGHT GREEN / VERT FLUO
T = TURQUOISE
P = PURPLE / VIOLET
O = ORANGE
Bk = BLACK / NOIR
W = WHITE / BLANC

RUDDER - 308 - DIRECTION
Type 2

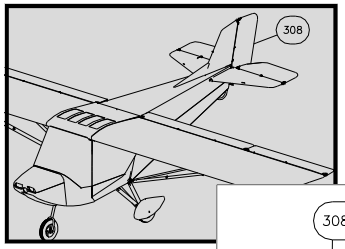

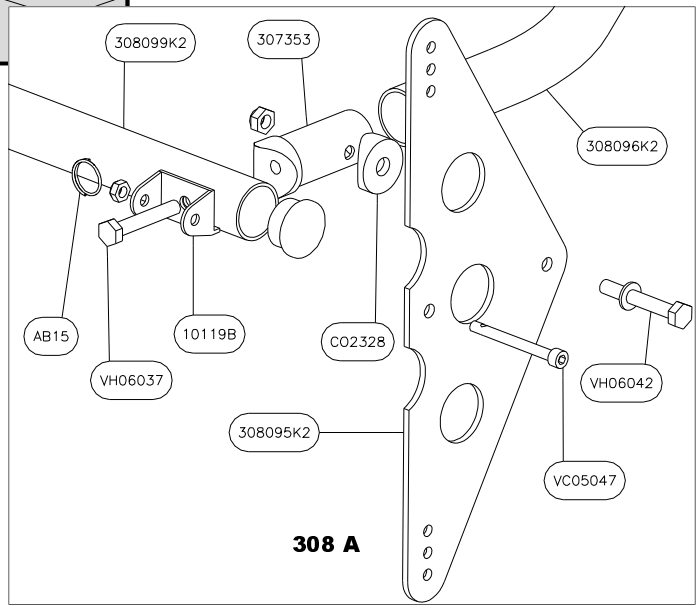

308 A

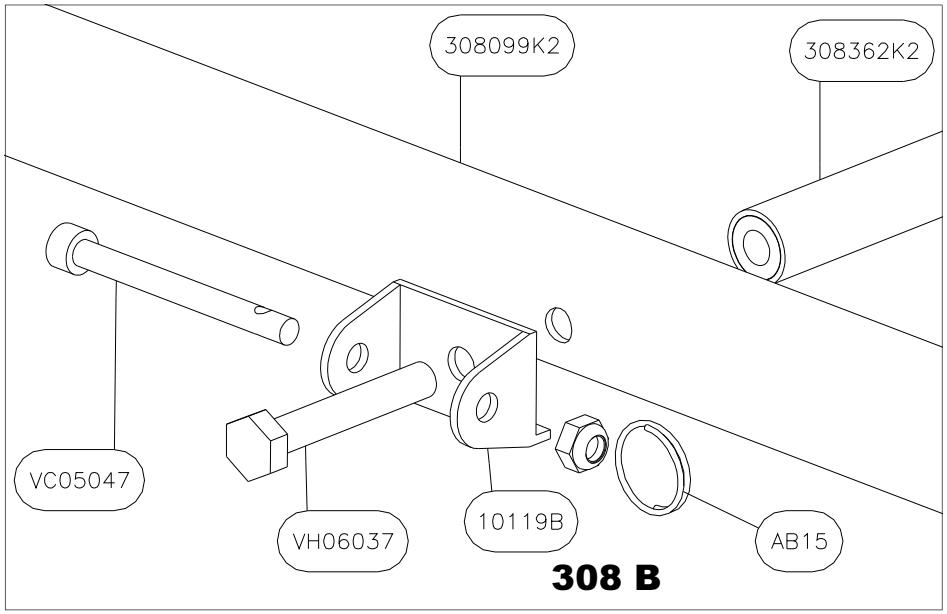

308 B

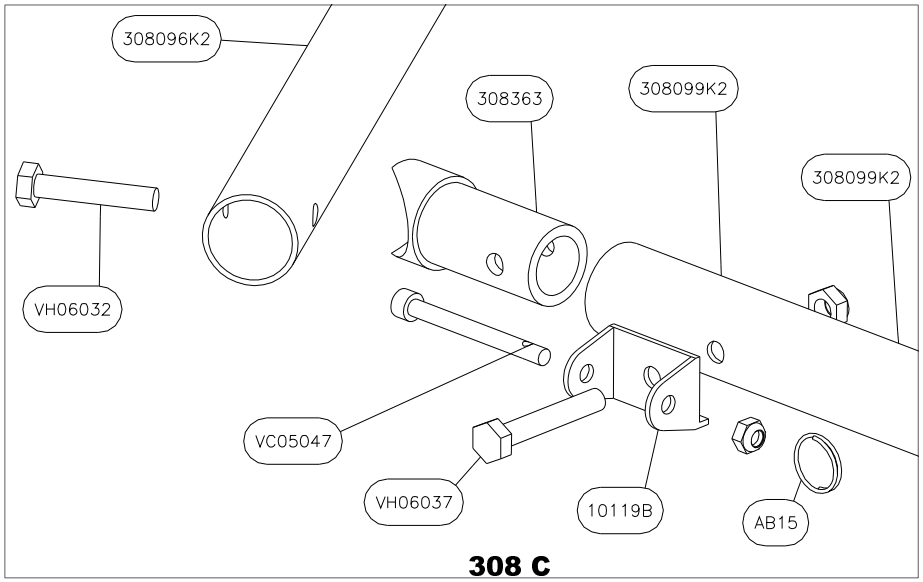

308 C

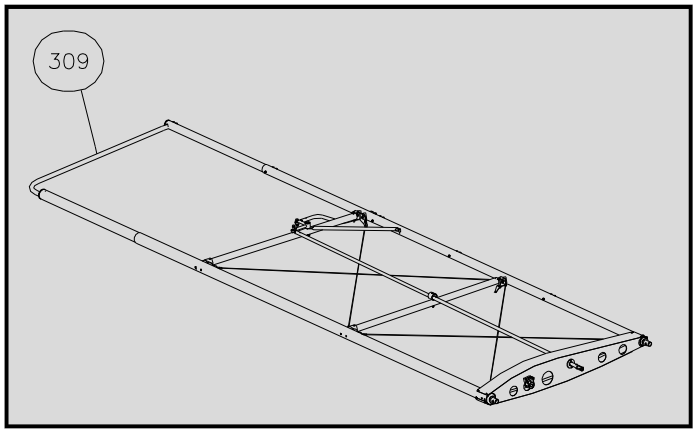

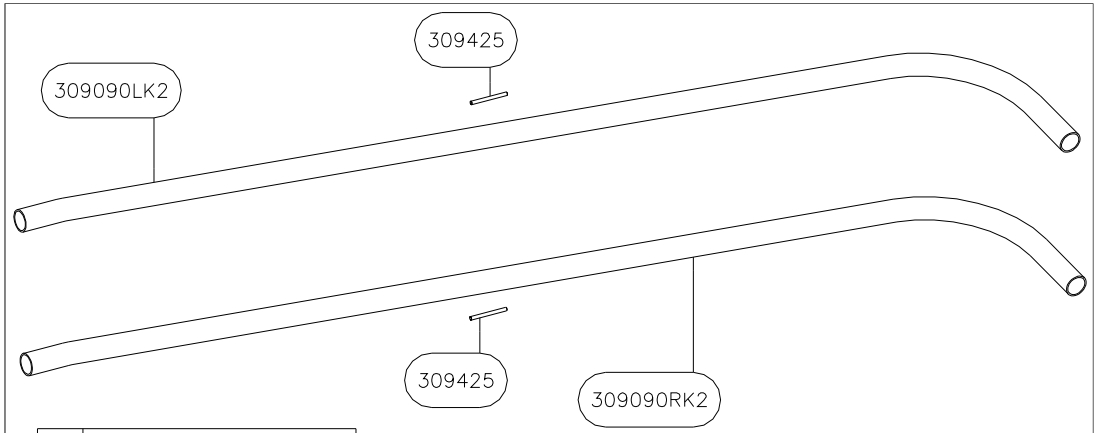

1	309090LK2
1	309090RK2
2	309425
Qté	Nom
309	

WING TIP TUBE - 309 - SAUMON D'AILE
Type 2

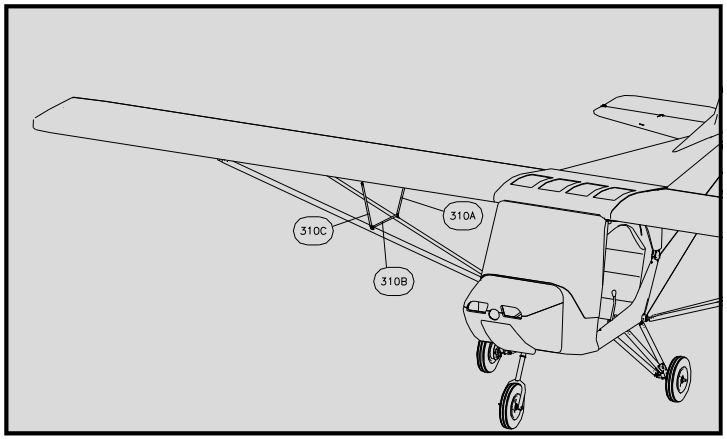

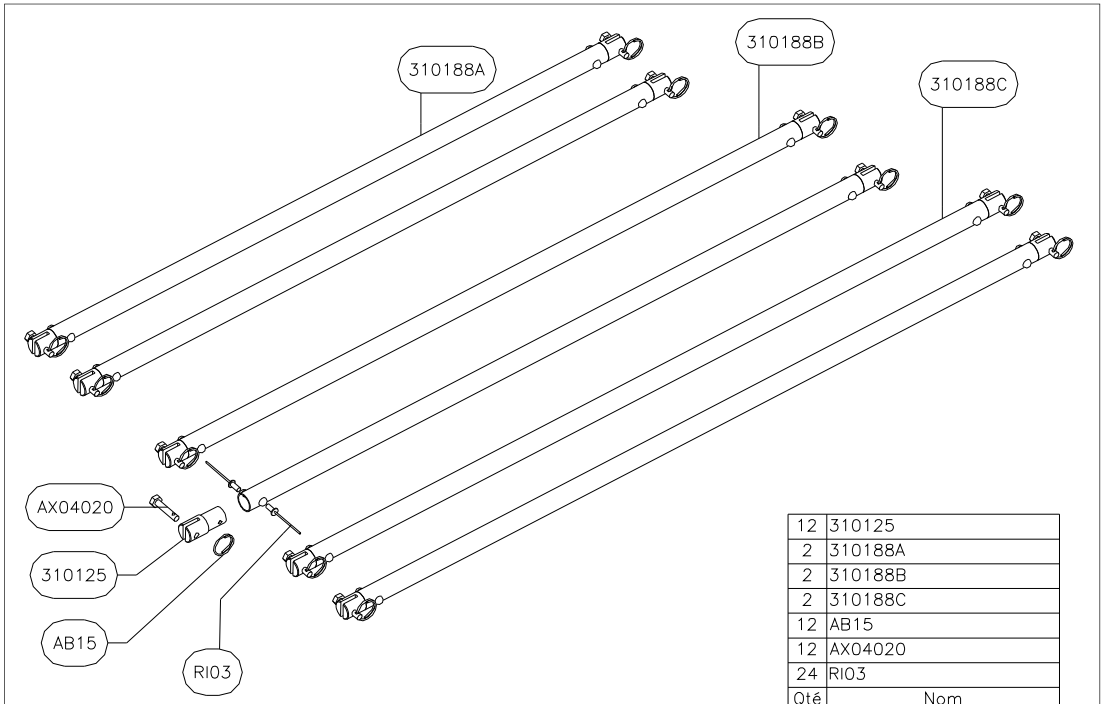

12	310125
2	310188A
2	310188B
2	310188C
12	AB15
12	AX04020
24	RI03
Qté	Nom
310	

JURY STRUTS - 310 - CONTREFICHES D'AILE

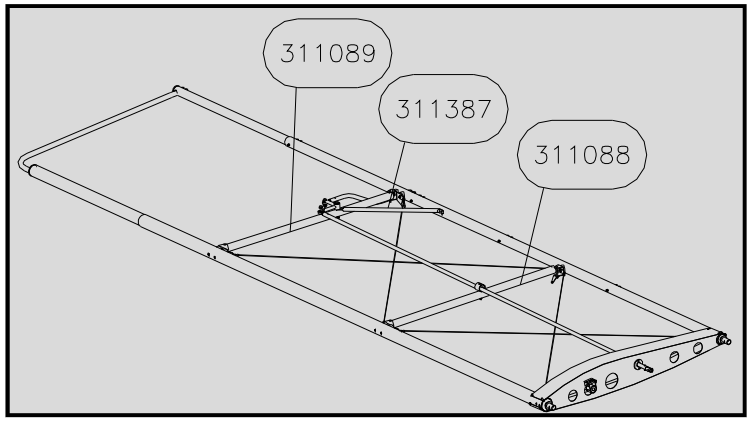

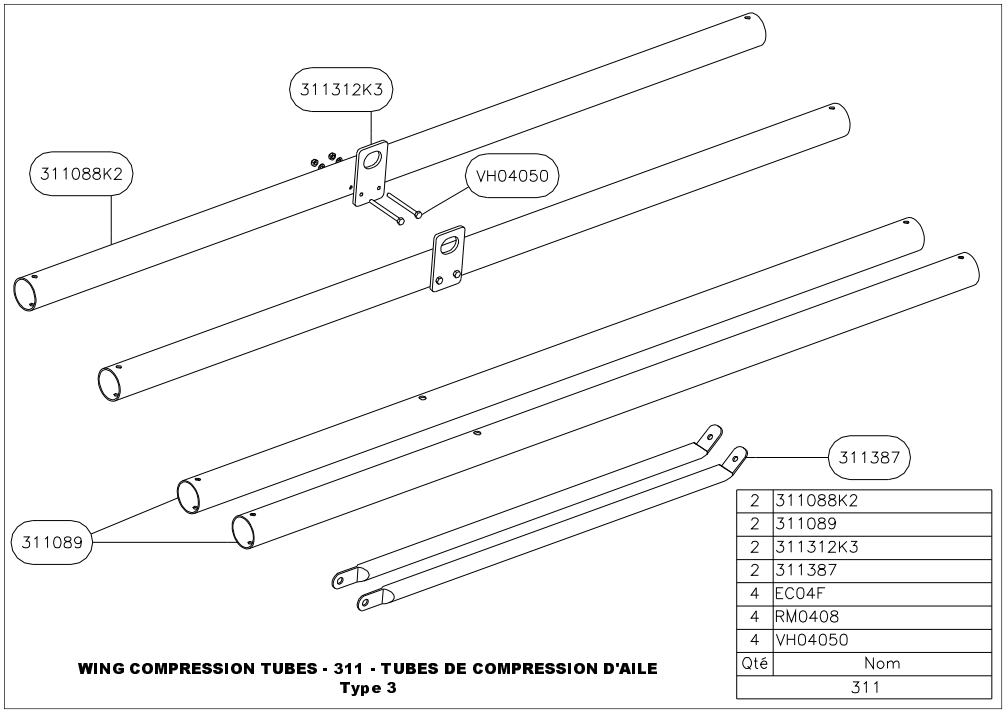

Qté	Nom
2	311088K2
2	311089
2	311312K3
2	311387
4	EC04F
4	RM0408
4	VH04050
311	

WING COMPRESSION TUBES - 311 - TUBES DE COMPRESSION D'AILE
Type 3

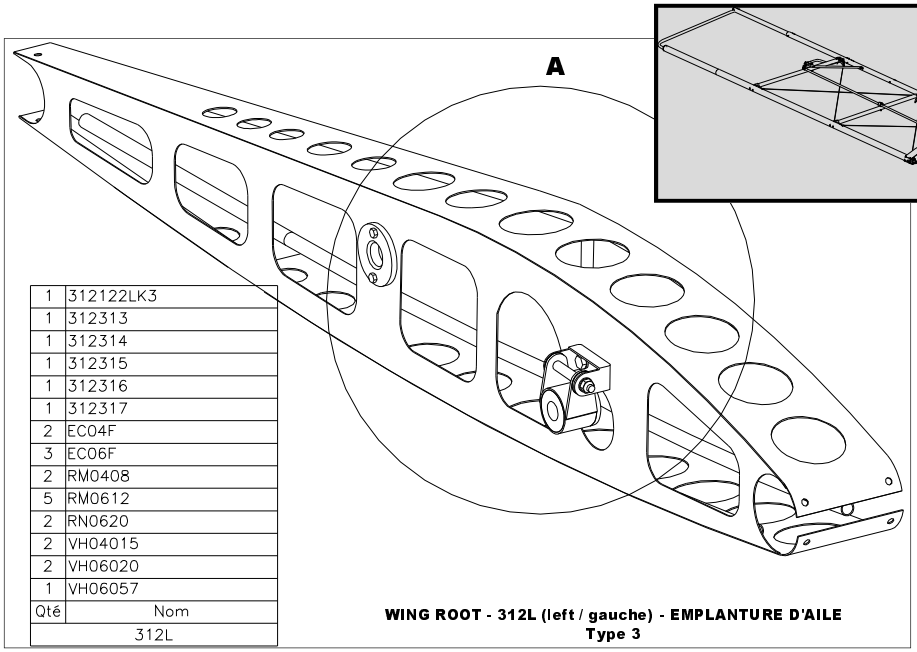

Qté	Nom
1	312122LK3
1	312313
1	312314
1	312315
1	312316
1	312317
2	EC04F
3	EC06F
2	RM0408
5	RM0612
2	RN0620
2	VH04015
2	VH06020
1	VH06057
312L	

WING ROOT - 312L (left / gauche) - EMPLANTURE D'AILE
Type 3

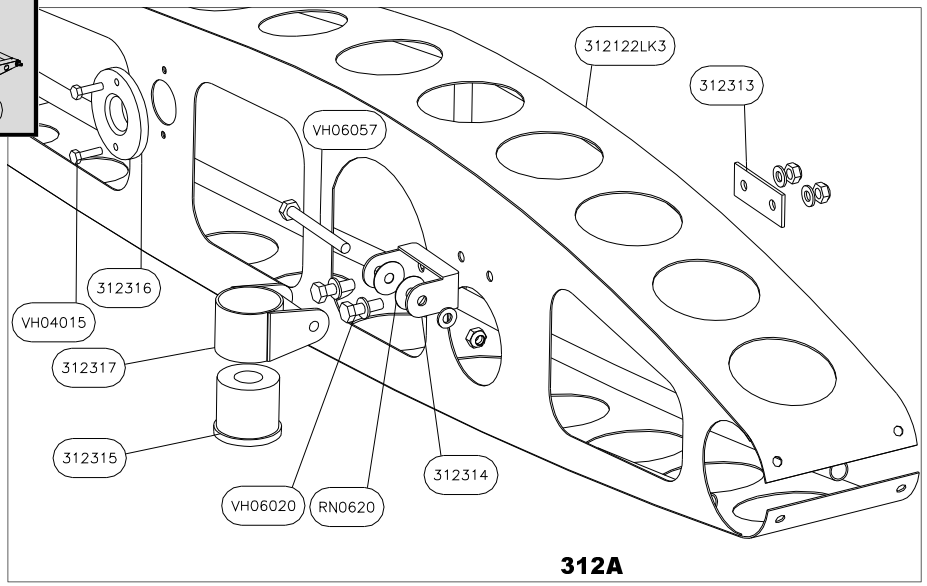

312A

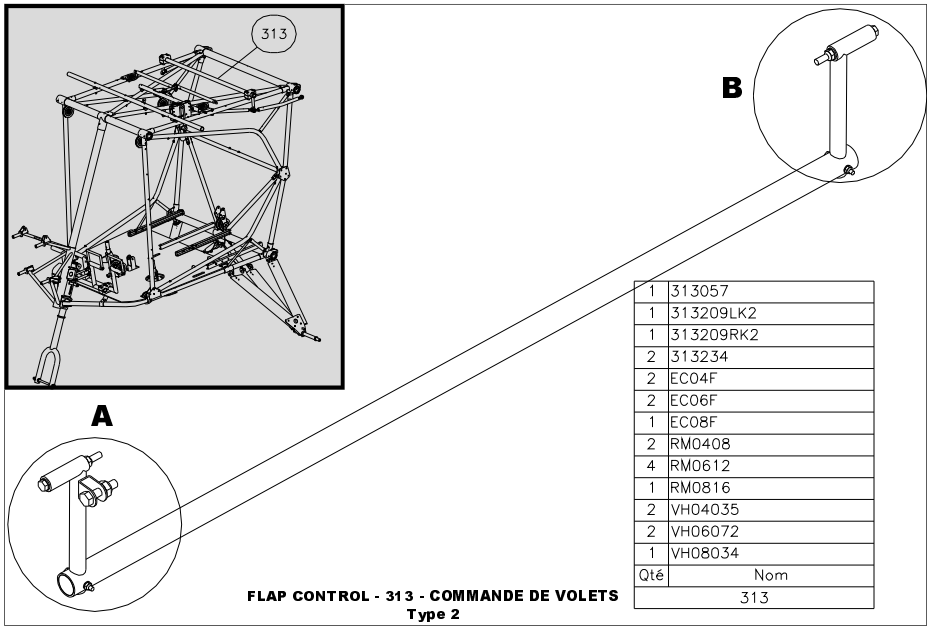

Qté	Nom
1	313057
1	313209LK2
1	313209RK2
2	313234
2	EC04F
2	EC06F
1	EC08F
2	RM0408
4	RM0612
1	RM0816
2	VH04035
2	VH06072
1	VH08034
	313

FLAP CONTROL - 313 - COMMANDE DE VOLETS
Type 2

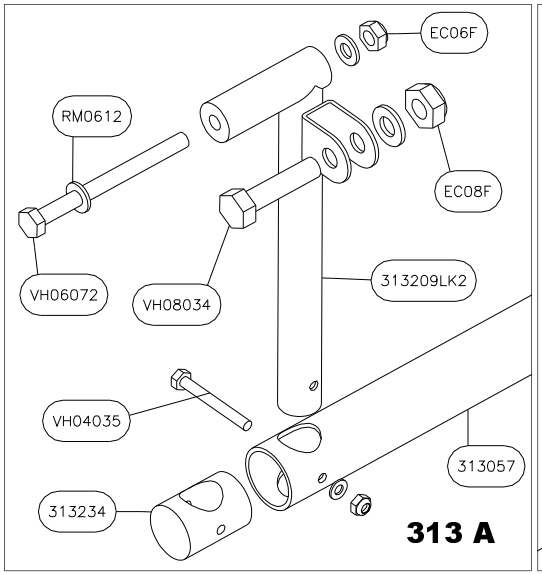

313 A

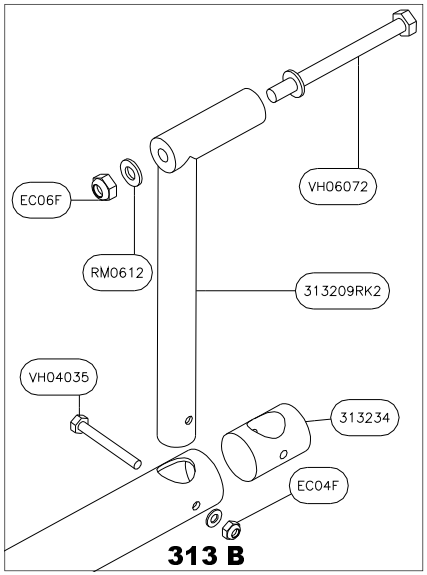

313 B

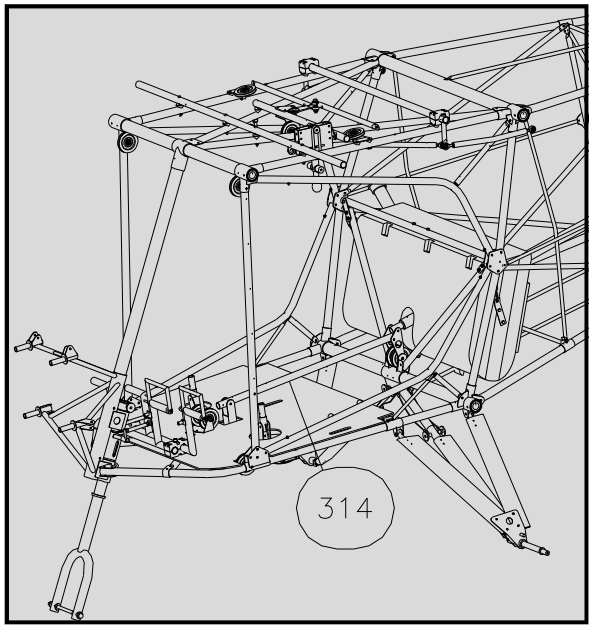

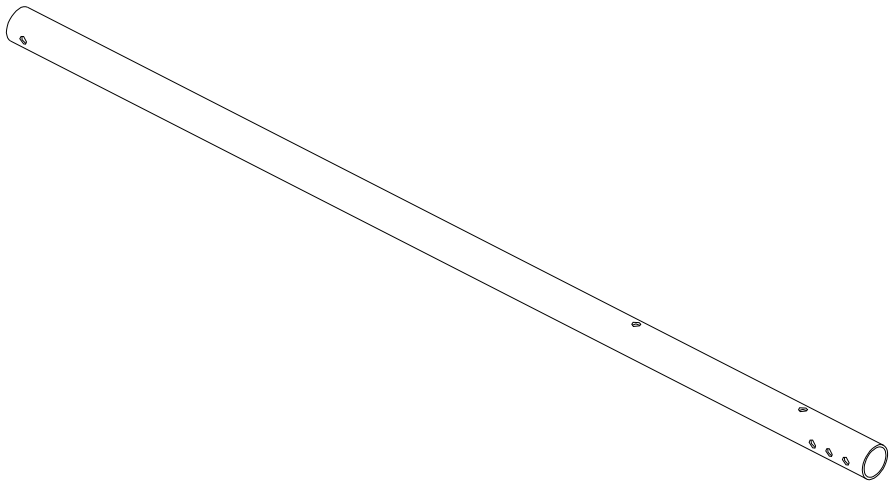

Qté	Nom
1	314305
	314

ELEVATOR CONTROL TUBE FRONT PART - 314 - TUBE DE COMMANDE DE PROFONDEUR PARTIE AVANT

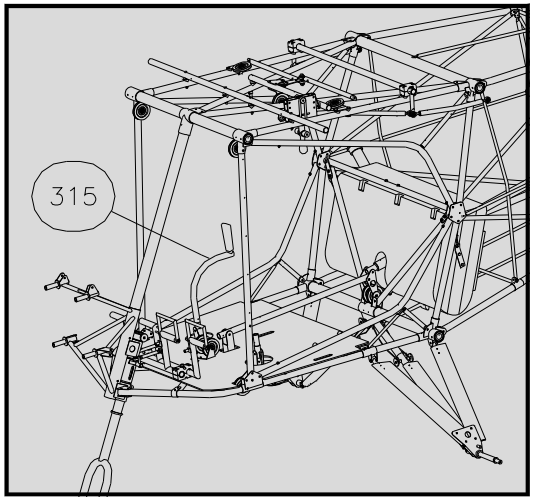

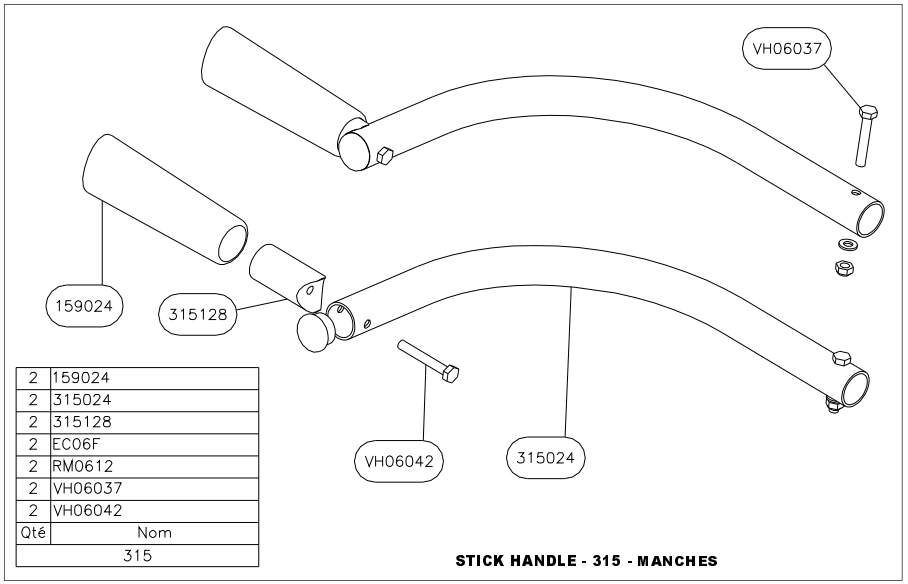

Qté	Nom
2	159024
2	315024
2	315128
2	EC06F
2	RM0612
2	VH06037
2	VH06042
315	

STICK HANDLE - 315 - MANCHES

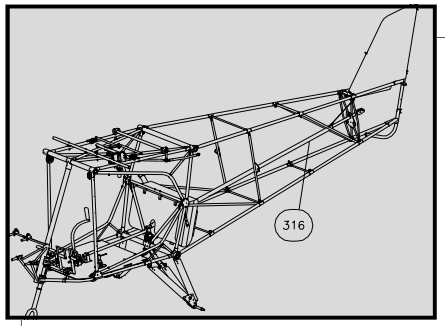

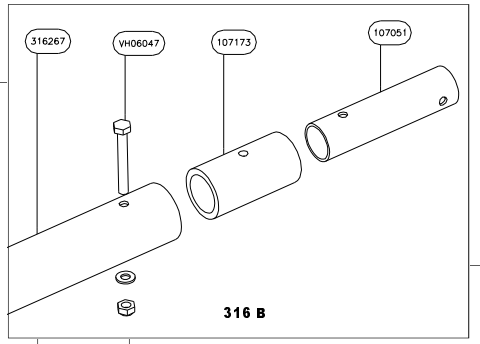

316 B

Qté	Nom
1	107051
2	107173
1	316267
1	316268
1	316269
2	316270
6	CO2325
5	EC06F
5	RM0612
1	VH06047
4	VH06052
316	

ELEVATOR CONTROL REAR TUBE - 316 - TUBE ARRIERE DE COMMANDE DE PROFONDEUR

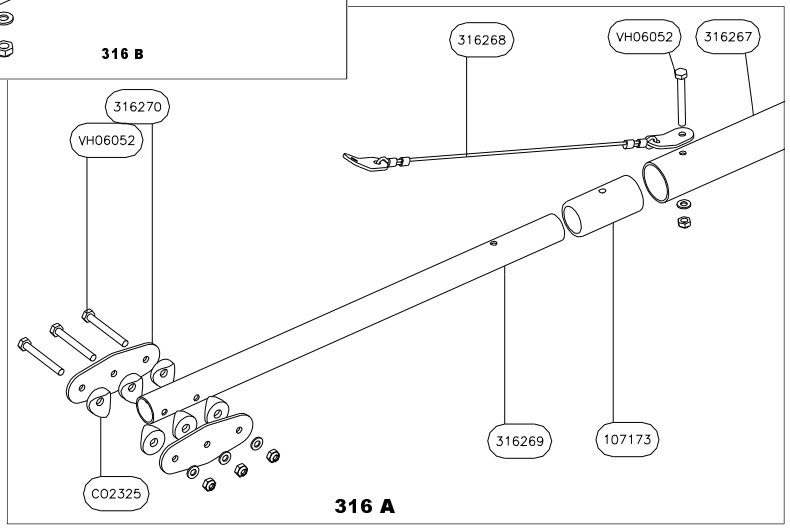

316 A

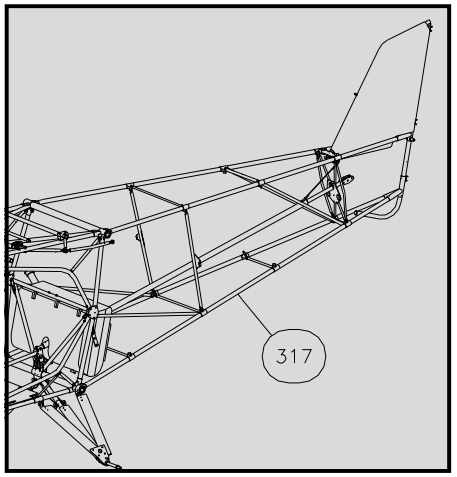

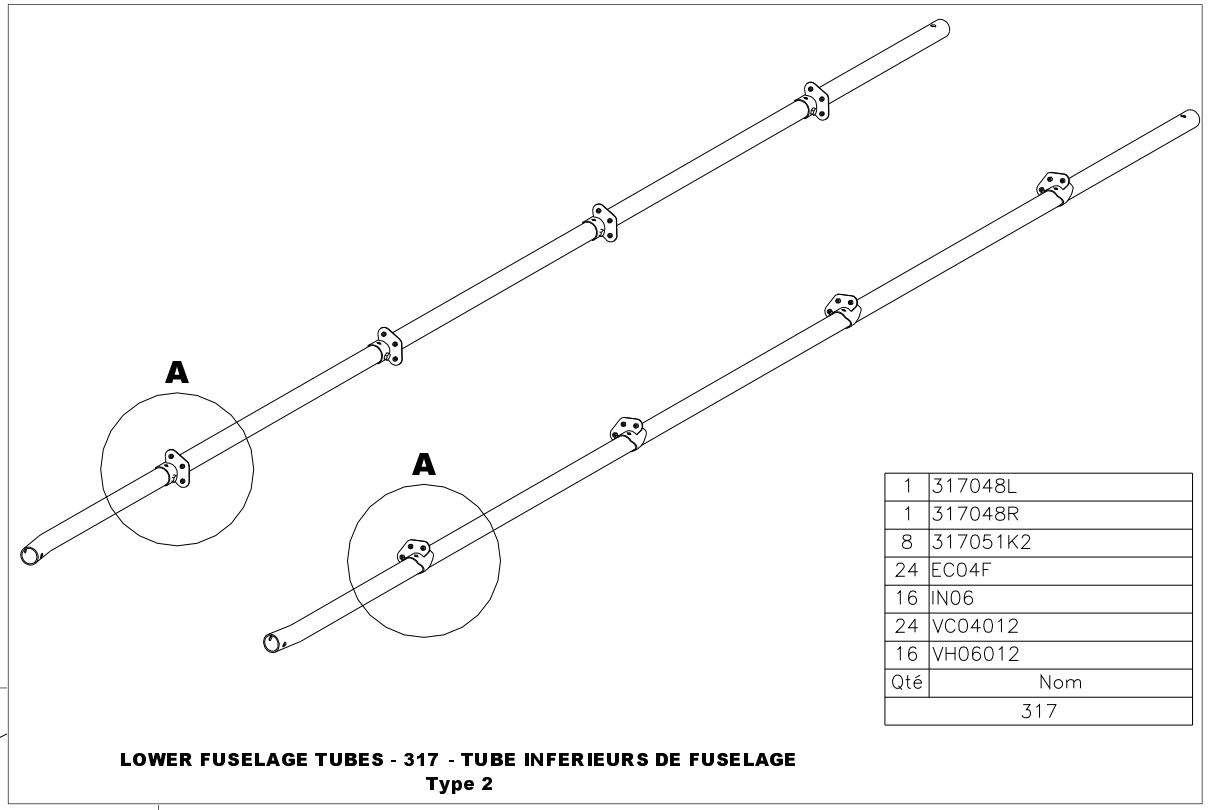

Qté	Nom
1	317048L
1	317048R
8	317051K2
24	EC04F
16	IN06
24	VC04012
16	VH06012
317	

LOWER FUSELAGE TUBES - 317 - TUBE INFERIEURS DE FUSELAGE
Type 2

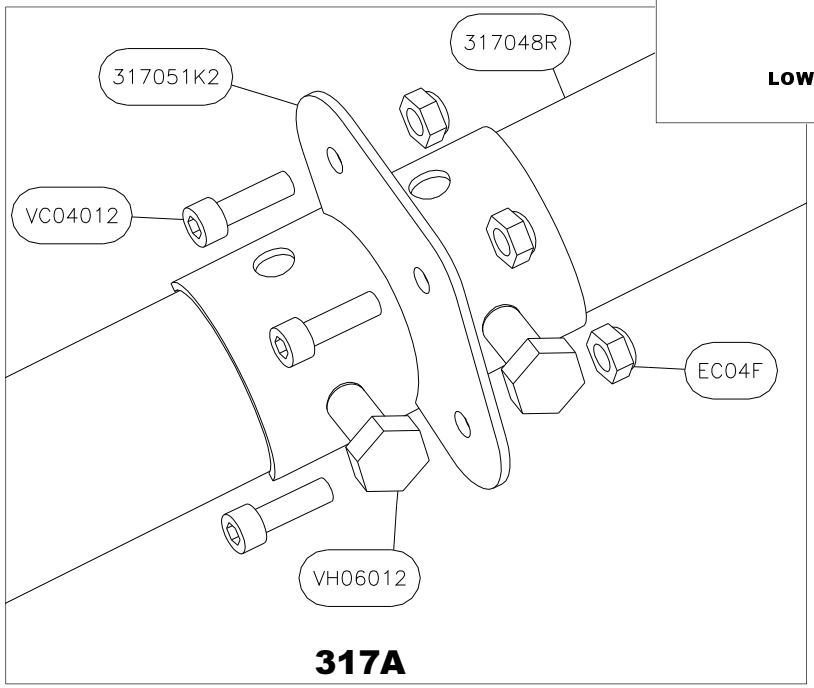

317A

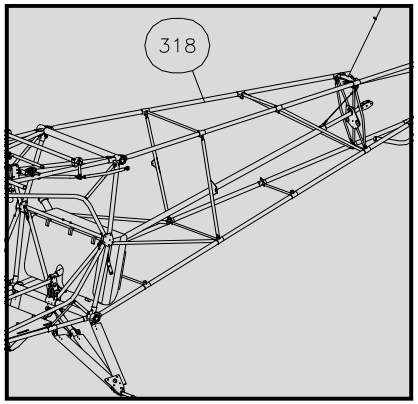

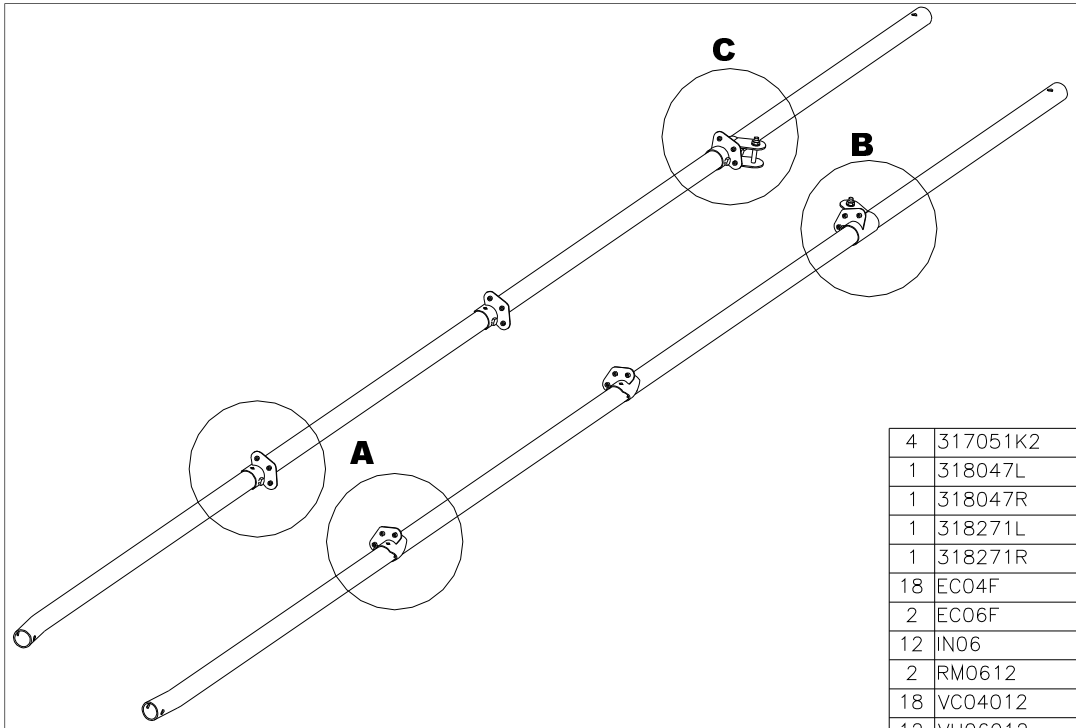

Qté	Nom
4	317051K2
1	318047L
1	318047R
1	318271L
1	318271R
18	EC04F
2	EC06F
12	IN06
2	RM0612
18	VC04012
12	VH06012
2	VH06042
318	

UPPER FUSELAGE TUBES - 318 - TUBES DE FUSELAGE SUPERIEURS
Type 2

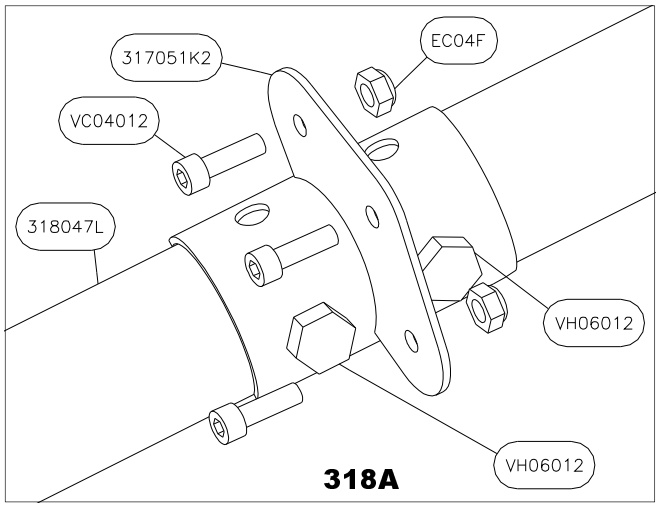

318A

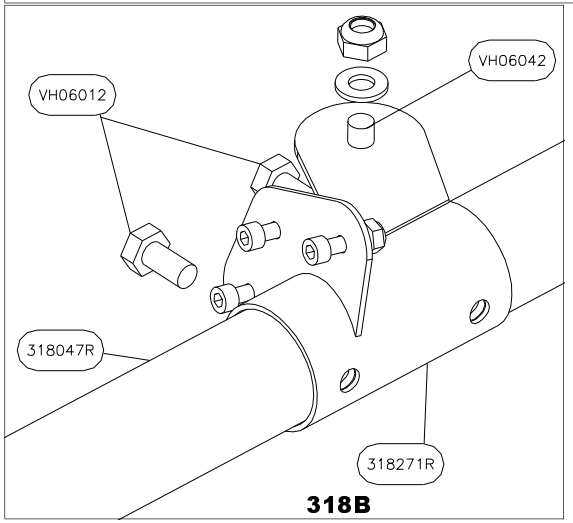

318B

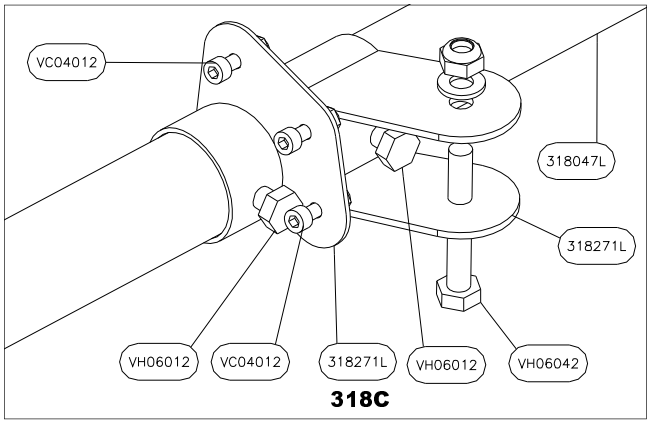

318C

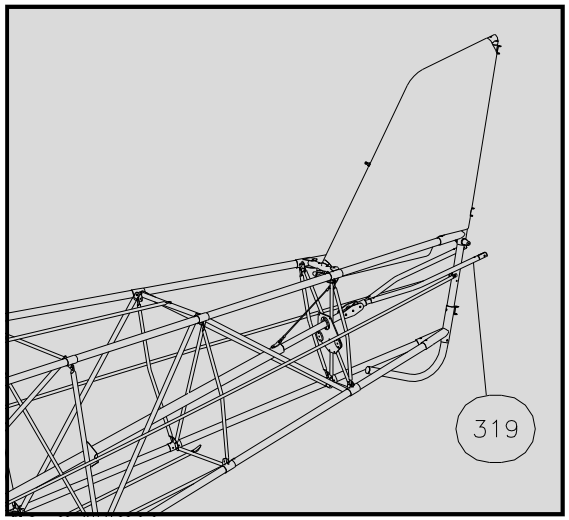

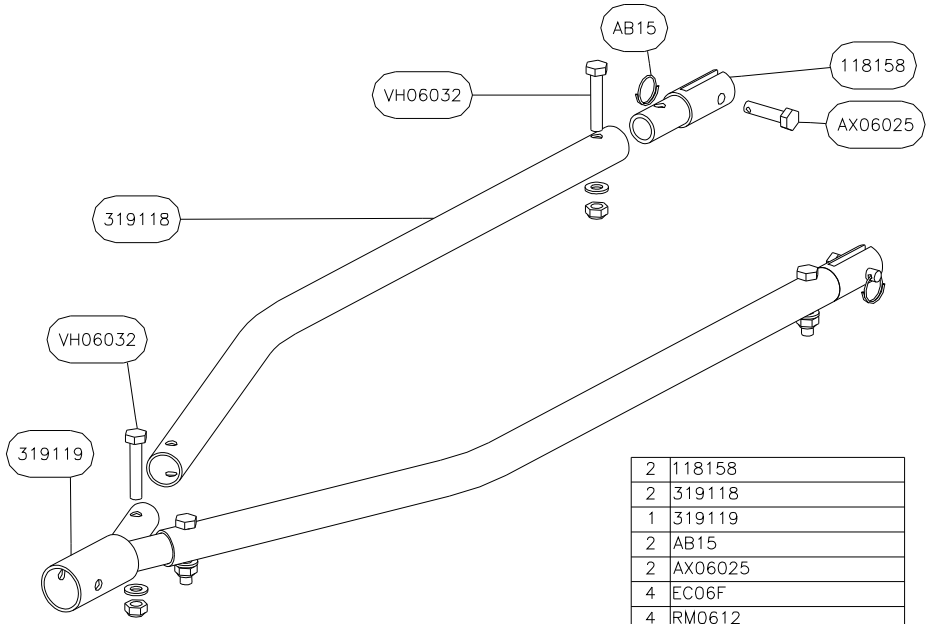

Qté	Nom
2	118158
2	319118
1	319119
2	AB15
2	AX06025
4	EC06F
4	RM0612
4	VH06032
319	

ELEVATOR FORK - 319 - FOURCHE DE PROFONDEUR

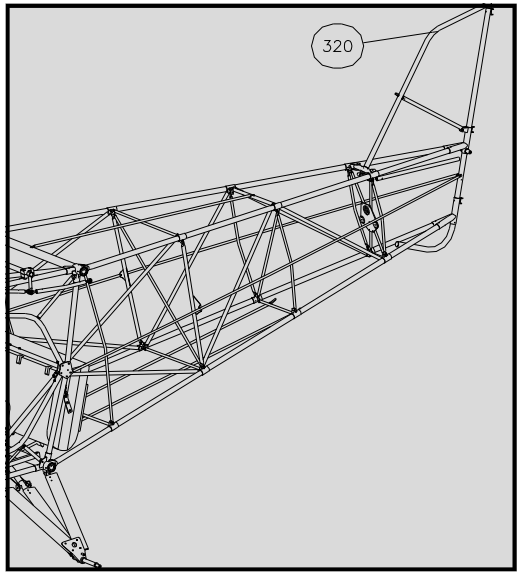

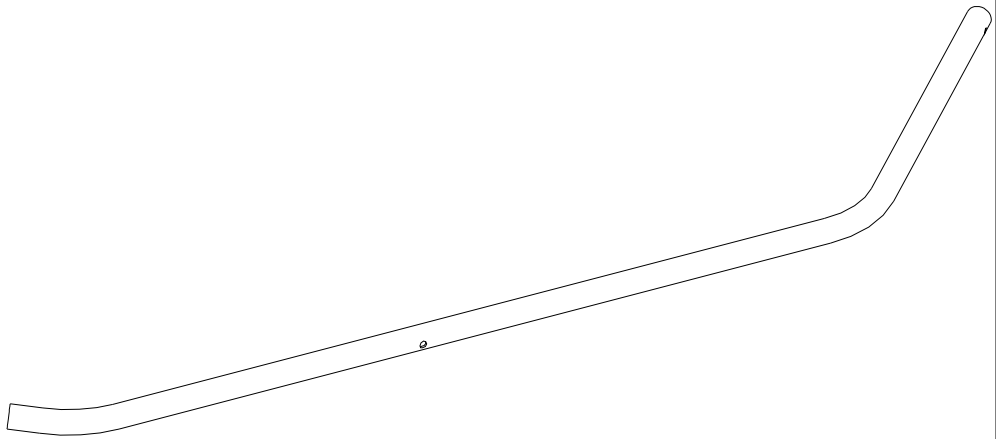

Qté	Nom
1	320084K2
320	

FIN LEADING EDGE - 320 - BORD D'ATTAQUE DE DERIVE
Type 2

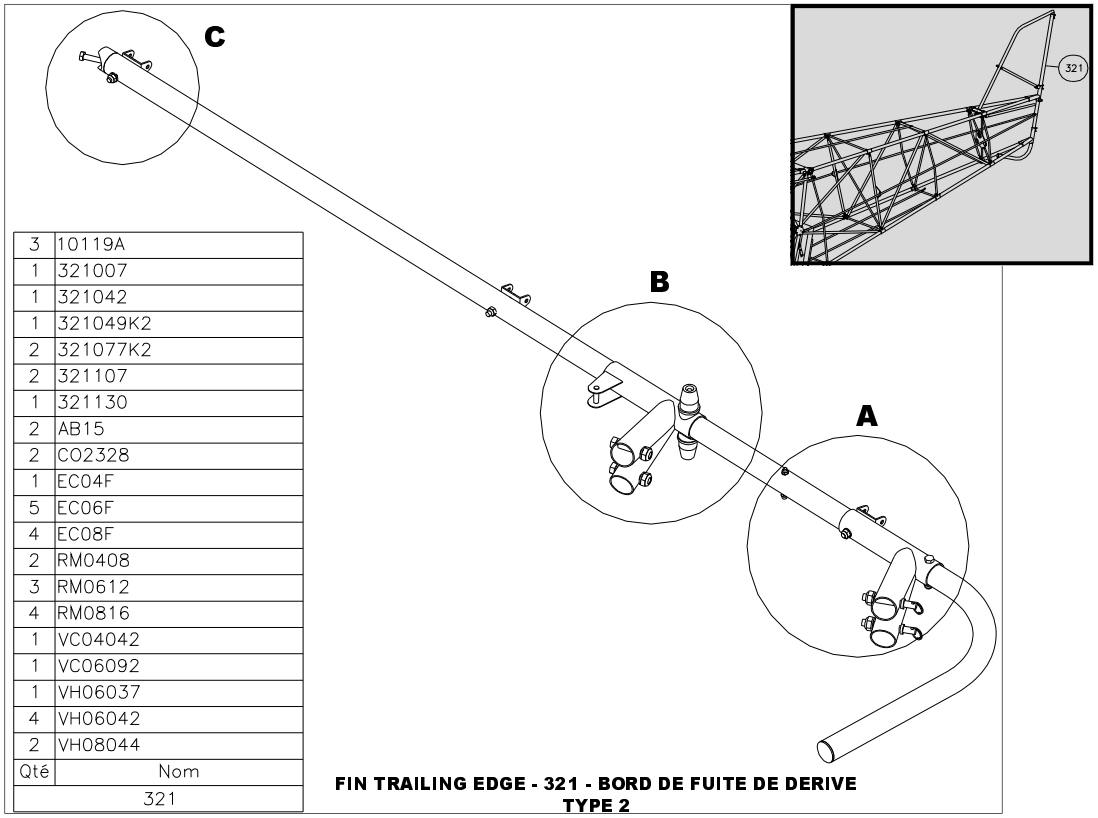

Qté	Nom
3	10119A
1	321007
1	321042
1	321049K2
2	321077K2
2	321107
1	321130
2	AB15
2	CO2328
1	EC04F
5	EC06F
4	EC08F
2	RM0408
3	RM0612
4	RM0816
1	VC04042
1	VC06092
1	VH06037
4	VH06042
2	VH08044
321	

FIN TRAILING EDGE - 321 - BORD DE FUITE DE DERIVE
TYPE 2

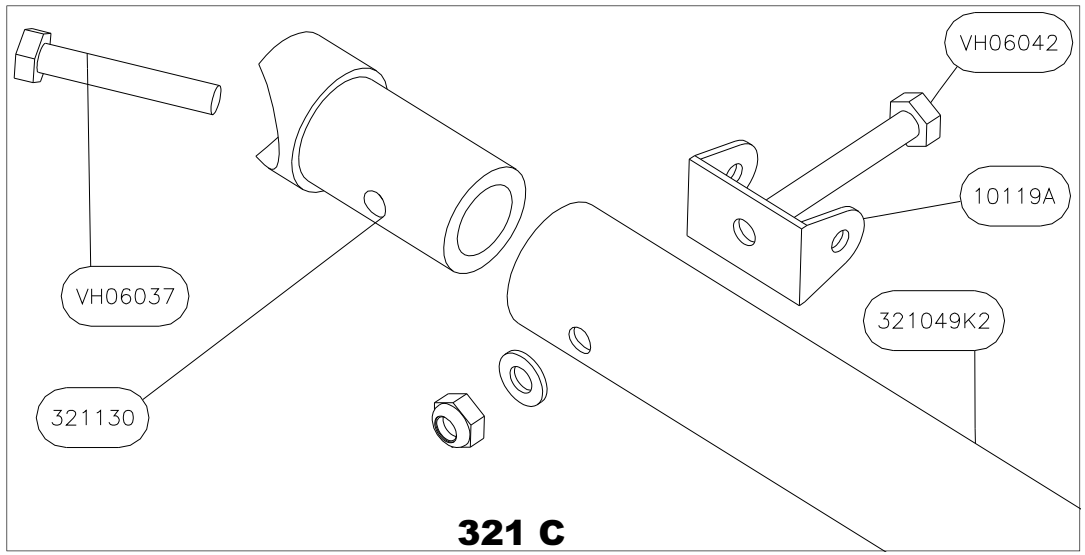

321 C

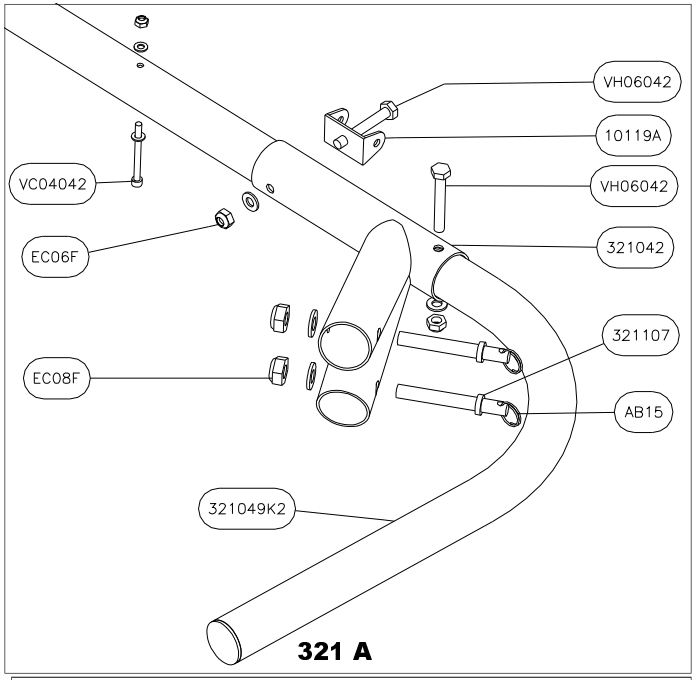

321 A

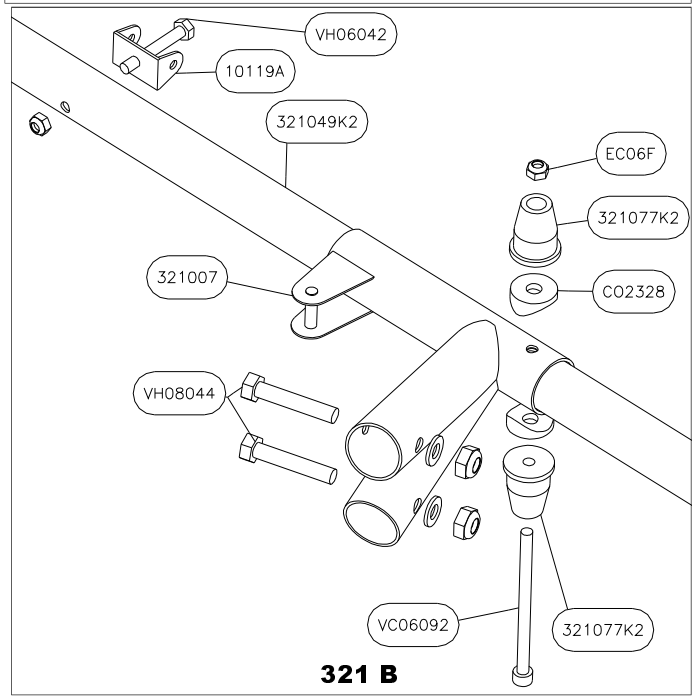

321 B

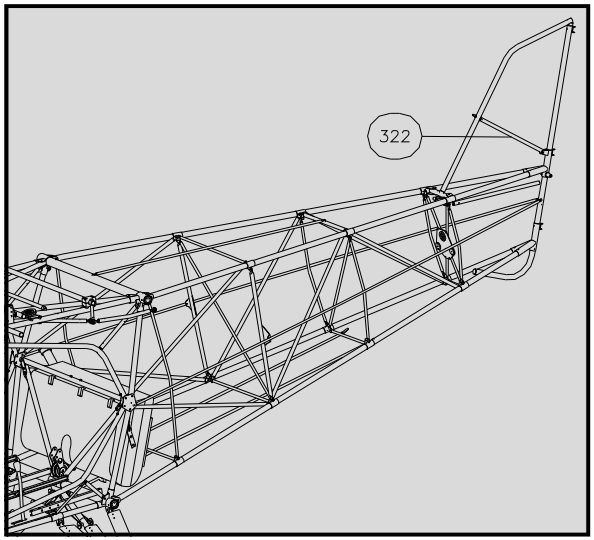

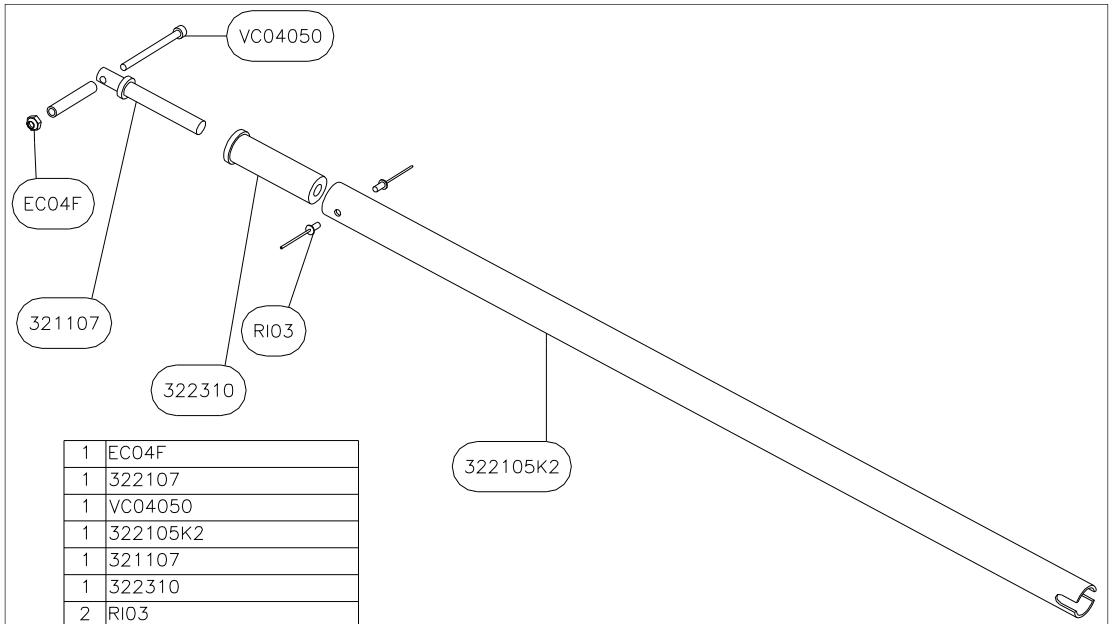

Qté	Nom
1	EC04F
1	322107
1	VC04050
1	322105K2
1	321107
1	322310
2	RI03
322	

FIN COMPRESSION TUBE - 322 - TUBE DE COMPRESSION DE DERIVE
Type 2

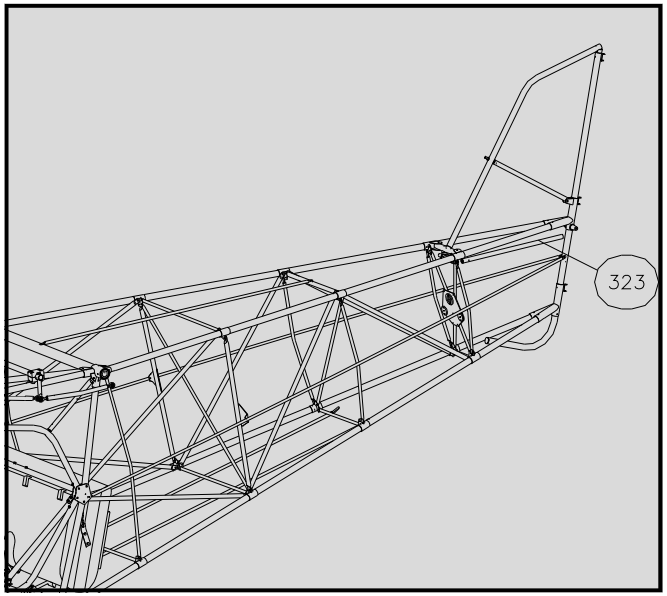

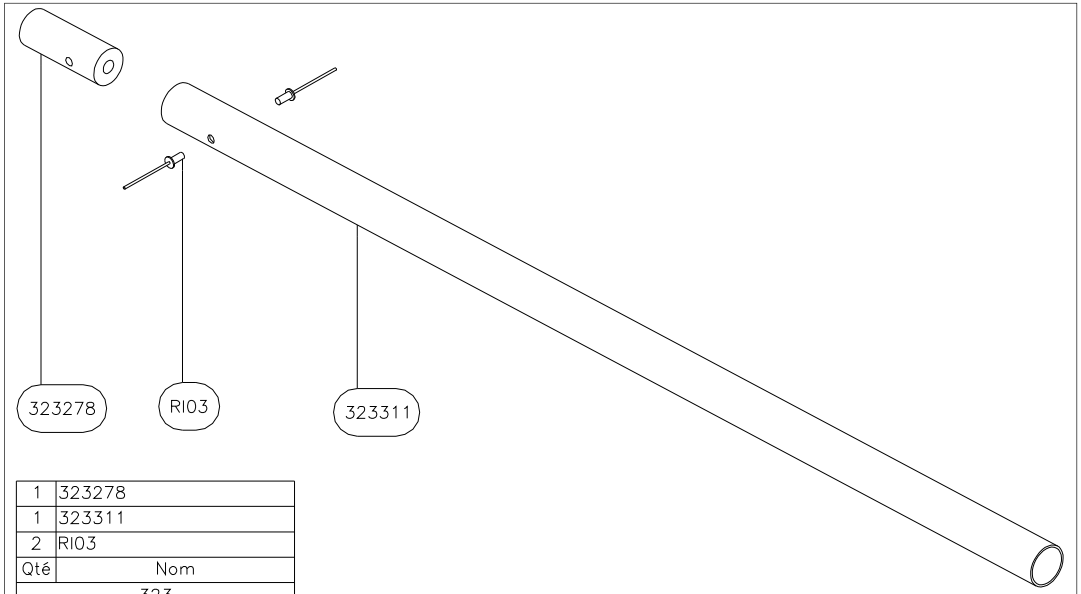

Qté	Nom
1	323278
1	323311
2	RI03
323	

FIN BASE TUBE - 323 - TUBE DE BASE DE DERIVE

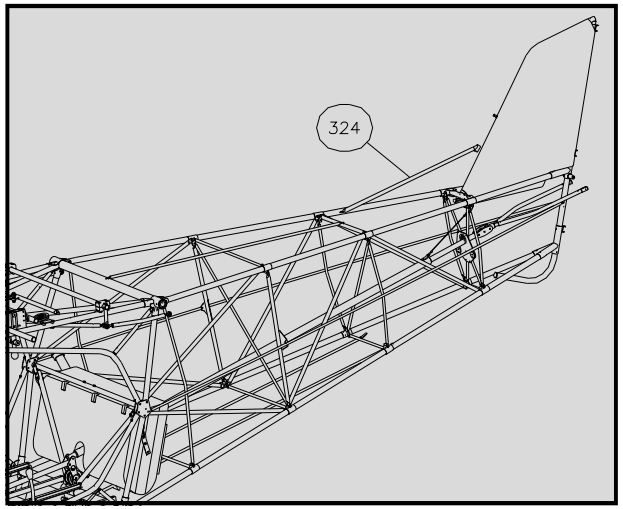

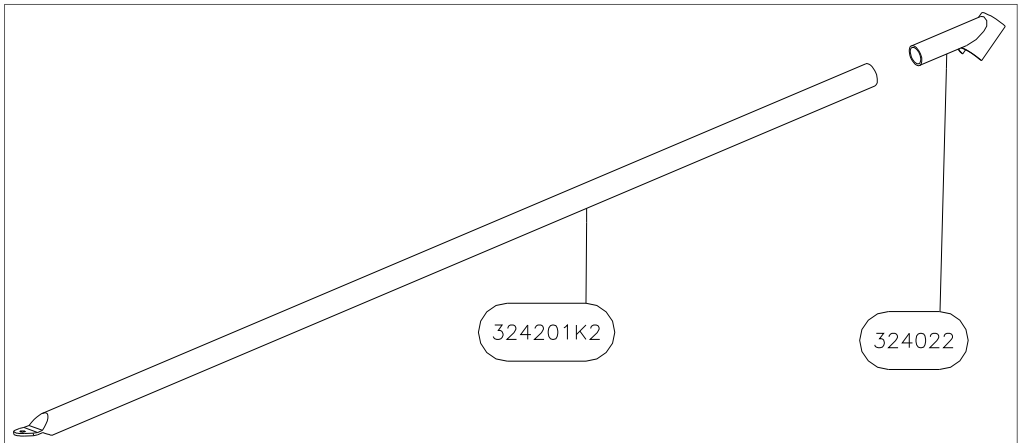

Qté	Nom
1	324201K2
1	324022
324	

FIN FRONT TUBE - 324 - TUBE AVANT DE DERIVE
Type 2

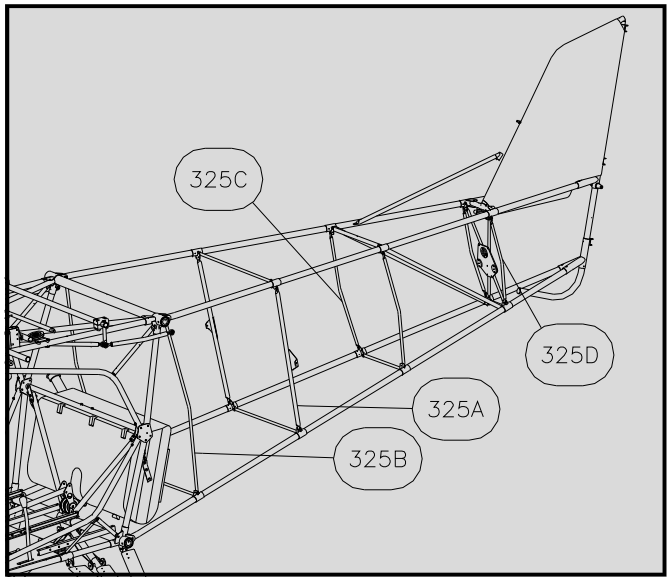

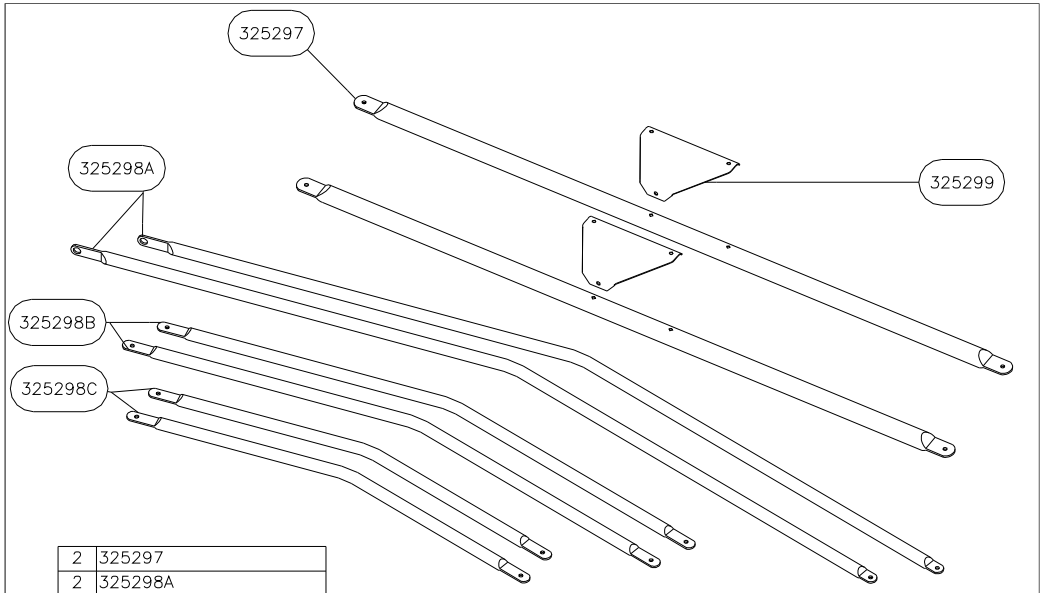

Qté	Nom
2	325297
2	325298A
2	325298B
2	325298C
2	325299
325	

SIDE FUSELAGE STIFFENERS - 325 - RAIDISSEURS LATERAUX DE FUSELAGE

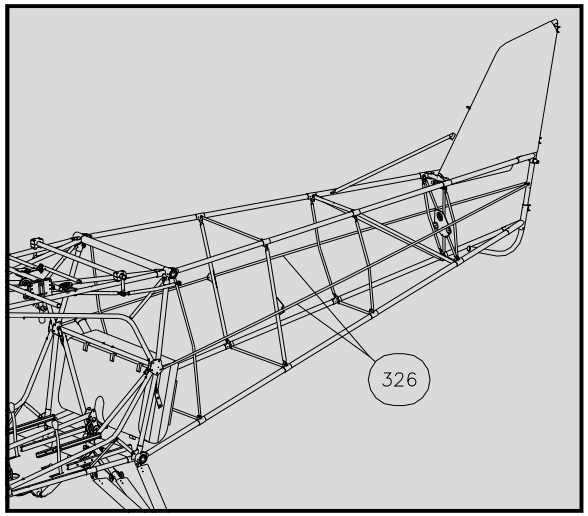

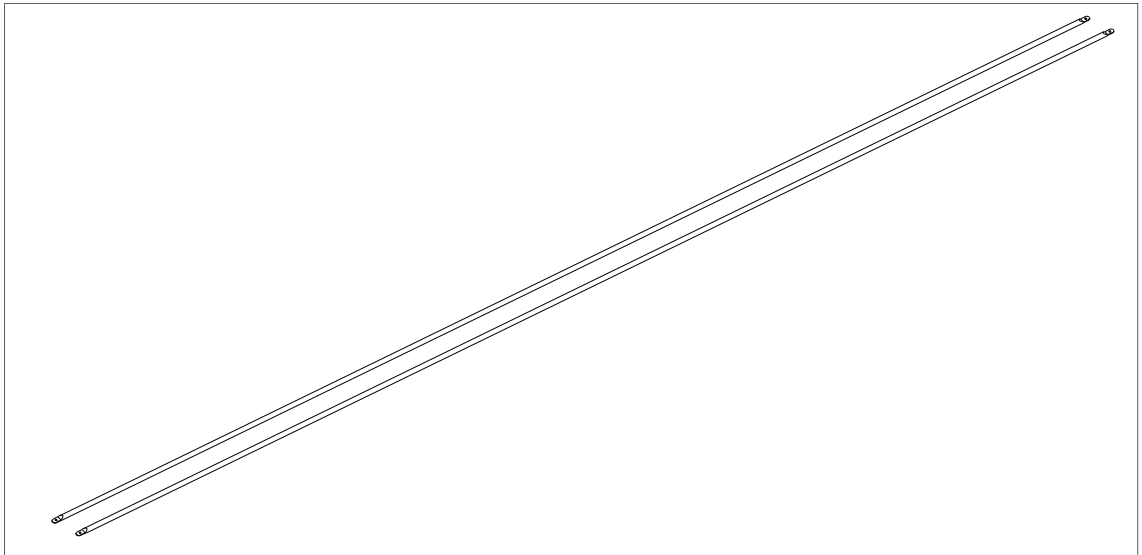

2	326375
Qté	Nom
326	

LONGITUDINAL FUSELAGE RIBS - 326 - TUBES DE FUSELAGE LONGITUTINAUX

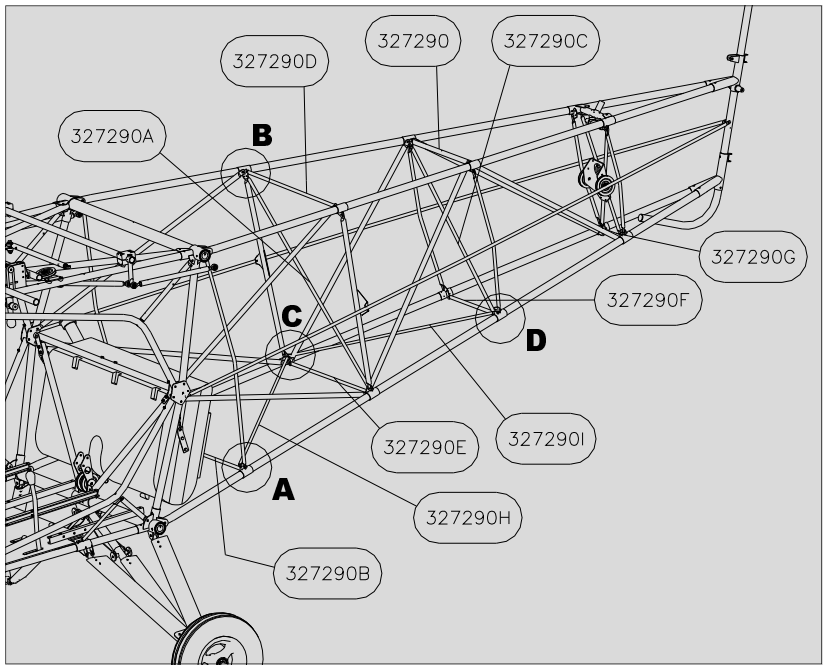

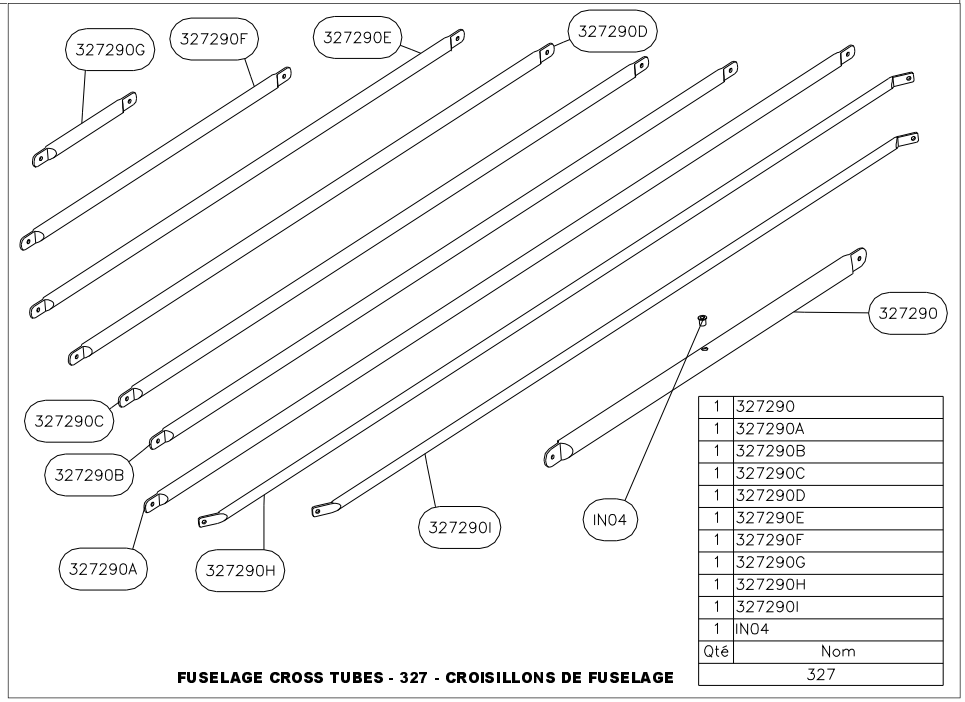

1	327290
1	327290A
1	327290B
1	327290C
1	327290D
1	327290E
1	327290F
1	327290G
1	327290H
1	327290I
1	IN04
Qté	Nom
327	

FUSELAGE CROSS TUBES - 327 - CROISILLONS DE FUSELAGE

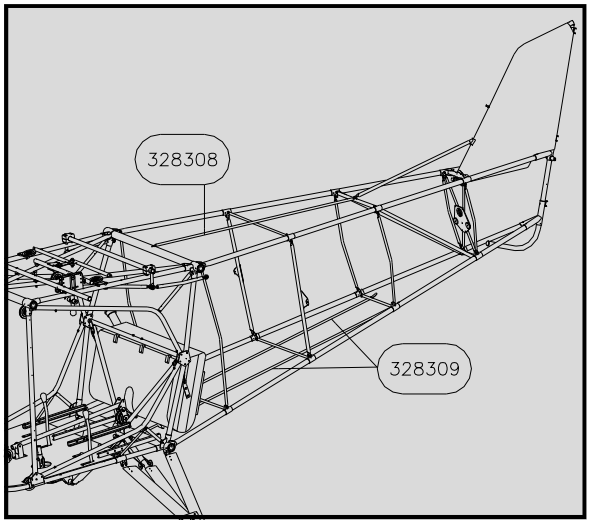

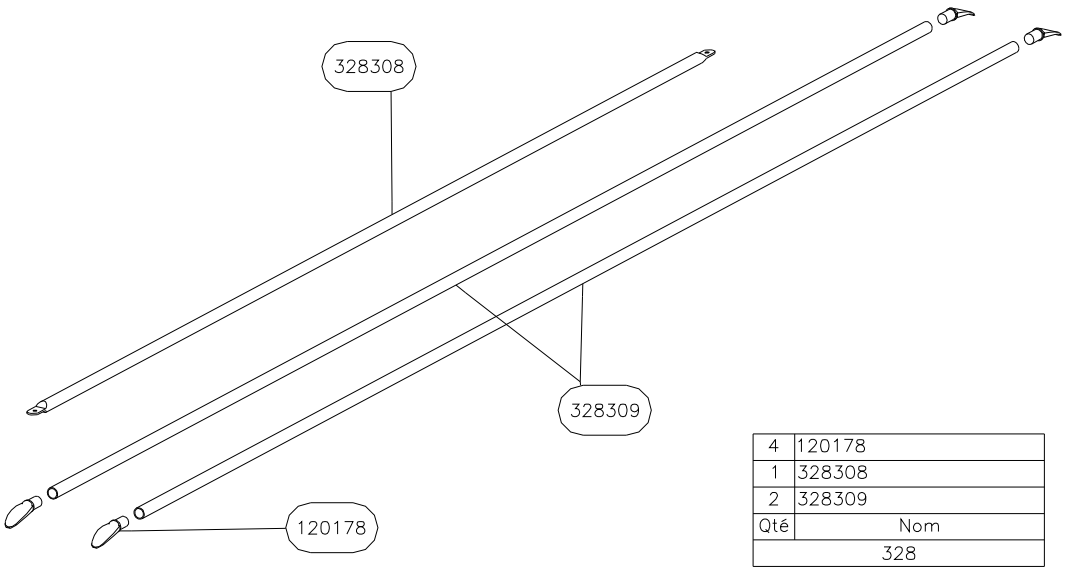

4	120178
1	328308
2	328309
Qté	Nom
328	

FUSELAGE RIBS - 328 - LATTES TENSION FUSELAGE

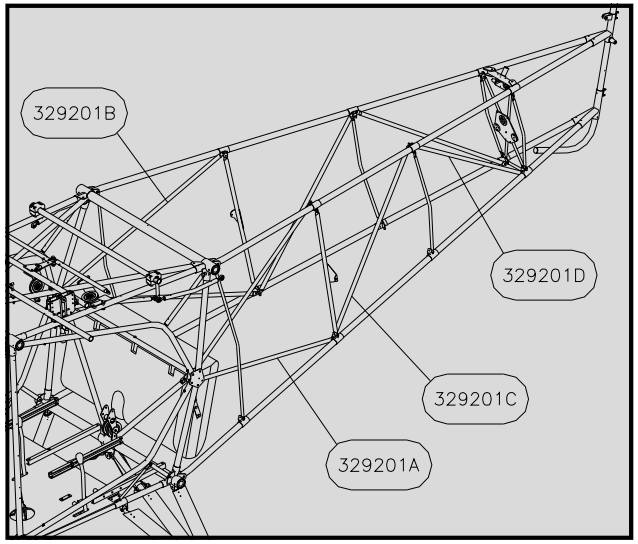

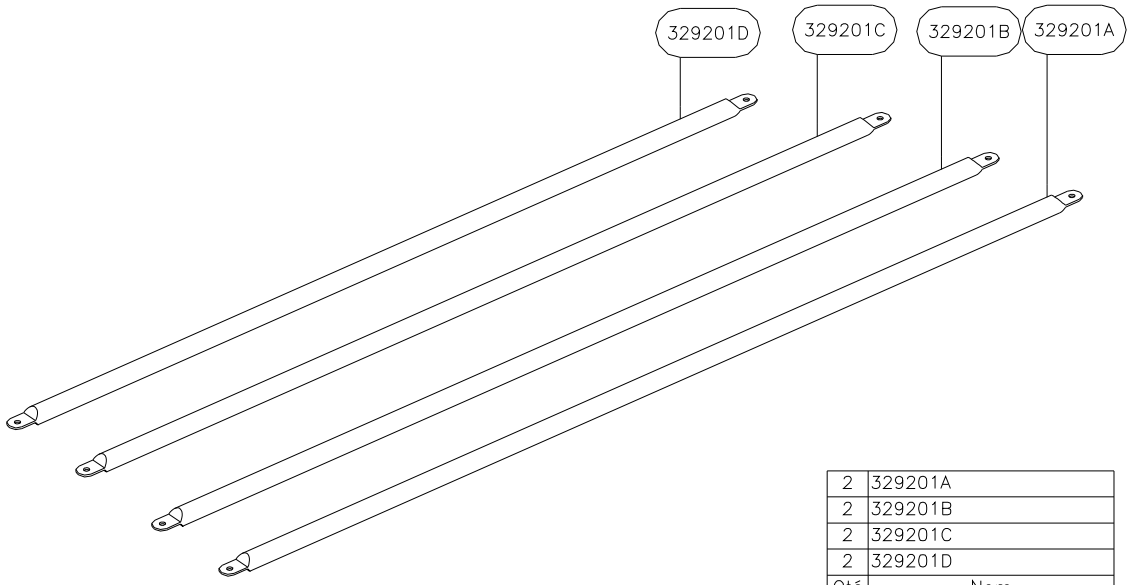

2	329201A
2	329201B
2	329201C
2	329201D
Qté	Nom
329	

TAIL SIDE DIAGONAL HOLDERS - 329 - CROISILLONS DE FUSELAGE LATERAUX

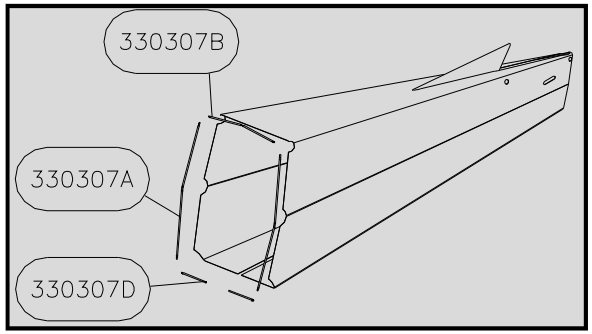

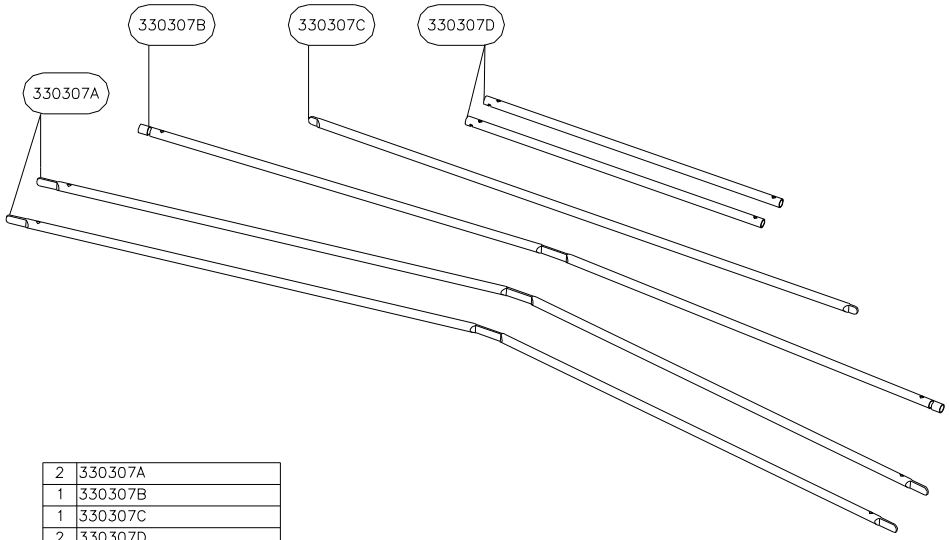

Qté	Nom
2	330307A
1	330307B
1	330307C
2	330307D
330	

FUSELAGE SAIL TENSION RIBS - 330 - LATTES DE TENSION DE TOILE DE FUSELAGE

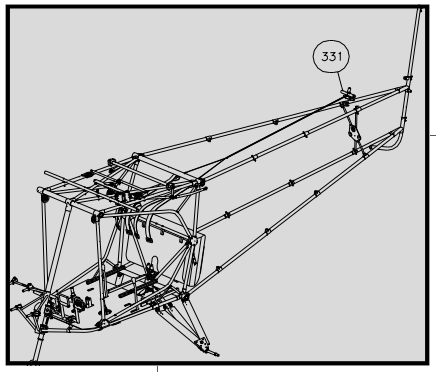

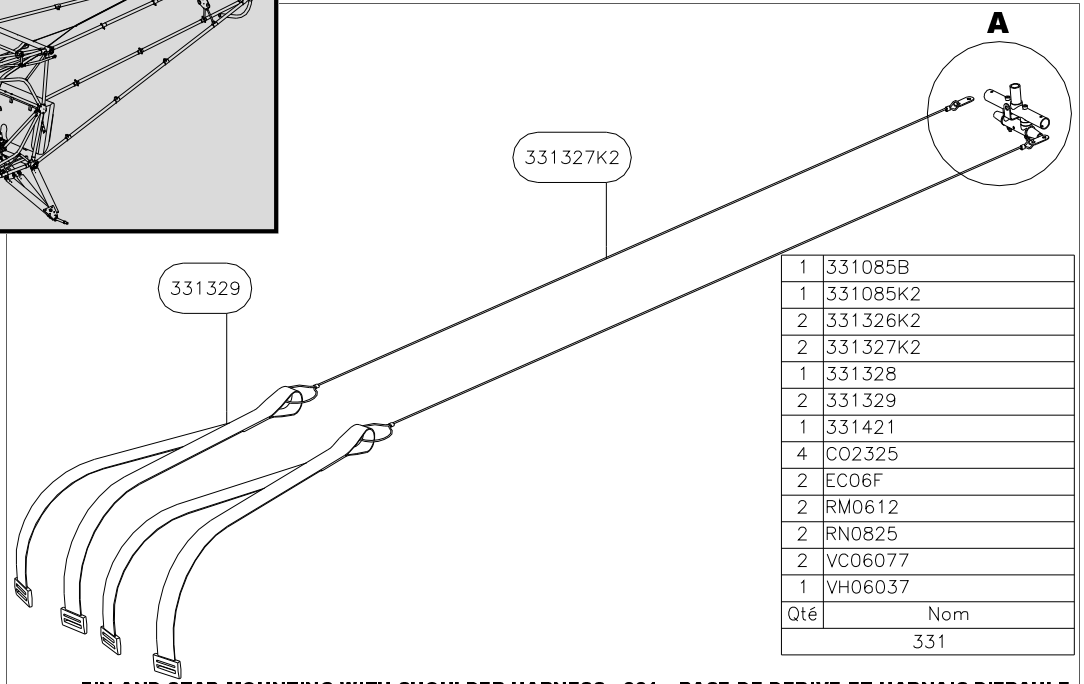

Qté	Nom
1	331085B
1	331085K2
2	331326K2
2	331327K2
1	331328
2	331329
1	331421
4	CO2325
2	EC06F
2	RM0612
2	RN0825
2	VC06077
1	VH06037
331	

FIN AND STAB MOUNTING WITH SHOULDER HARNESS - 331 - BASE DE DERIVE ET HARNAIS D'EPAULE
Type 3

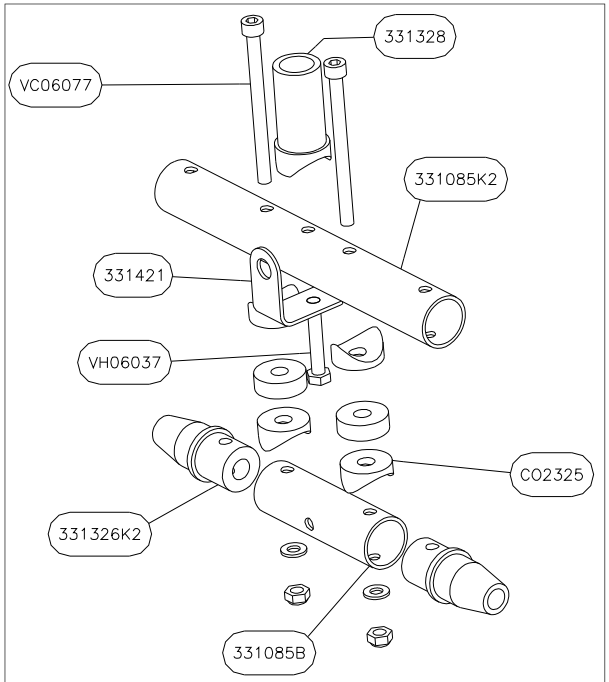

331 A

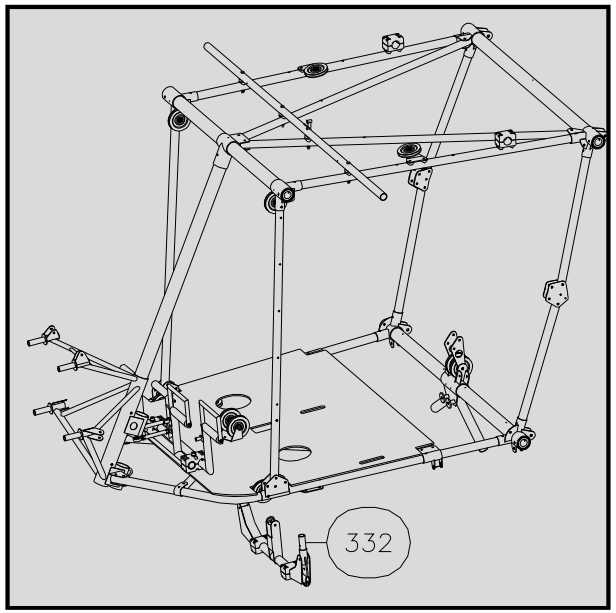

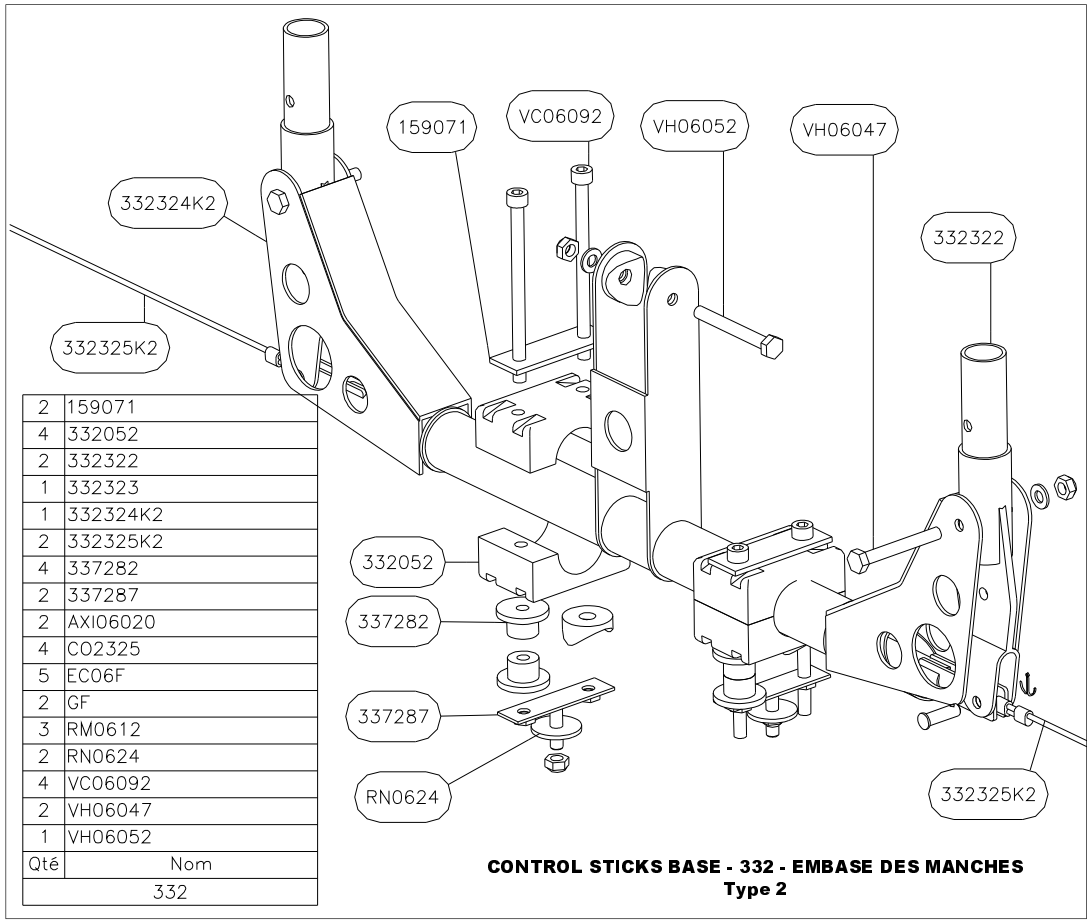

Qté	Nom
2	159071
4	332052
2	332322
1	332323
1	332324K2
2	332325K2
4	337282
2	337287
2	AXI06020
4	CO2325
5	EC06F
2	GF
3	RM0612
2	RN0624
4	VC06092
2	VH06047
1	VH06052

332

CONTROL STICKS BASE - 332 - EMBASE DES MANCHES
Type 2

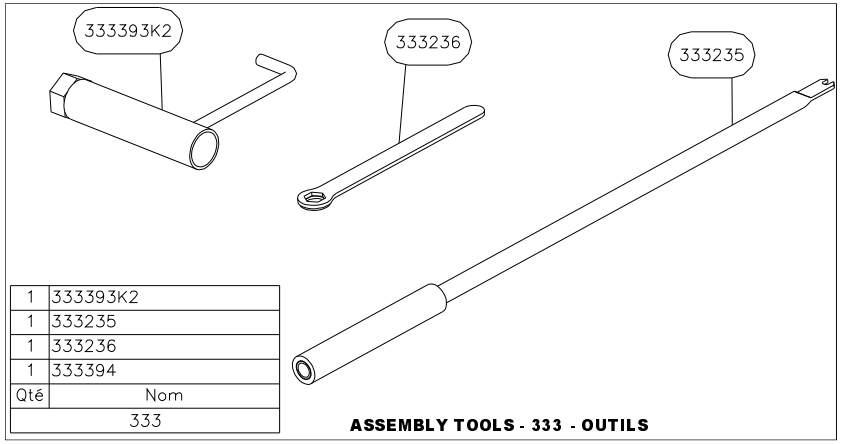

Qté	Nom
1	333393K2
1	333235
1	333236
1	333394

333

ASSEMBLY TOOLS - 333 - OUTILS

*X=LETTER FOR MAIN COLOUR CODE
*Z=LETTER FOR LEADING EDGE COLOUR CODE
(FOR EXAMPLE, THE RIGHT WING FABRIC 334386R WITH A MAIN COLOUR YELLOW AND A BLUE LEADING EDGE WILL HAVE CODE NUMBER 334386RYB)

*X=LETTRE POUR CODE COULEUR PRINCIPALE
*Z=LETTRE POUR COULEUR DE BORD D'ATTAQUE
(PAR EXEMPLE, UNE TOILE D'AILE DROITE 334386R JAUNE AVEC BORD D'ATTAQUE BLEU SERA REFERENCEE 334386RYB)

R = RED / ROUGE
B = BLUE / BLEU
Y = YELLOW / JAUNE
Gy = GREY / GRIS
G = DARK GREEN / VERT FONCE
Gb = BRIGHT GREEN / VERT FLUO
T = TURQUOISE
P = PURPLE / VIOLET
O = ORANGE
Bk = BLACK / NOIR
W = WHITE / BLANC

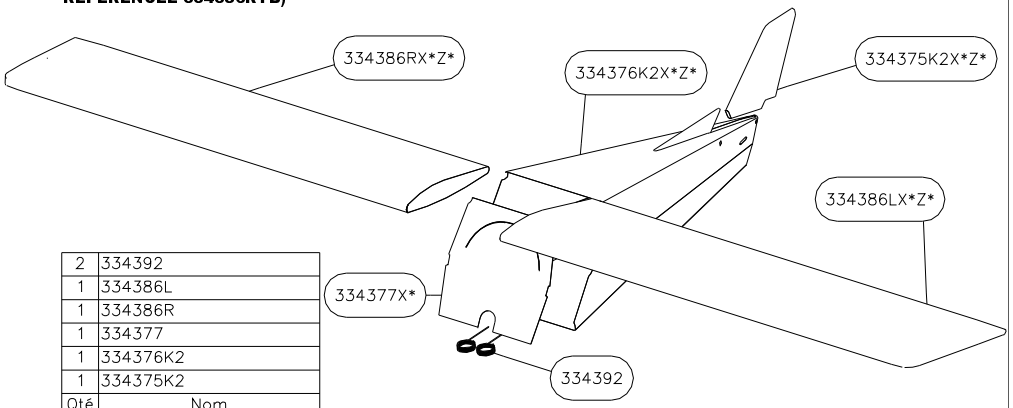

Qté	Nom
2	334392
1	334386L
1	334386R
1	334377
1	334376K2
1	334375K2

334

SAILS - 334 - TOILES
Type 2

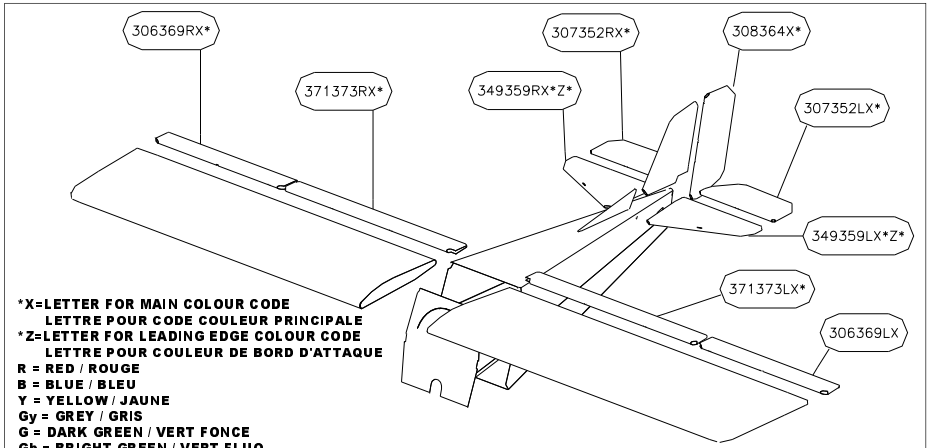

*X=LETTER FOR MAIN COLOUR CODE
LETTRE POUR CODE COULEUR PRINCIPALE
*Z=LETTER FOR LEADING EDGE COLOUR CODE
LETTRE POUR COULEUR DE BORD D'ATTAQUE
R = RED / ROUGE
B = BLUE / BLEU
Y = YELLOW / JAUNE
Gy = GREY / GRIS
G = DARK GREEN / VERT FONCE
Gb = BRIGHT GREEN / VERT FLUO
T = TURQUOISE
P = PURPLE / VIOLET
O = ORANGE
Bk = BLACK / NOIR
W = WHITE / BLANC

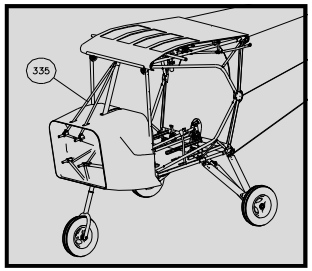

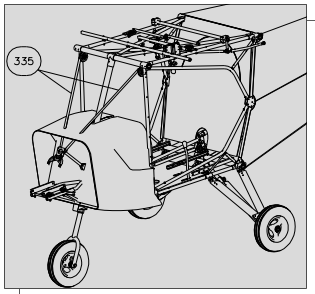

Qté	Nom
1	335401R
1	335401L

335-R912

Rotax 912 ENGINE SUPPORT TUBES - 335 R912- TUBES SUPPORT MOTEUR Rotax 912

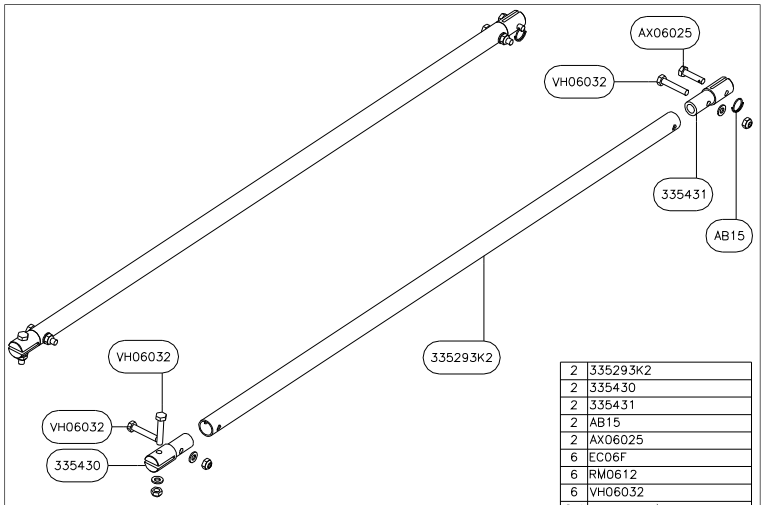

Qté	Nom
2	335293K2
2	335430
2	335431
2	AB15
2	AX06025
6	EC06F
6	RM0612
6	VH06032

335 Jabiru

JABIRU ENGINE SUPPORTING TUBES - 335 Jabiru - TUBES SUPPORT MOTEUR JABIRU
Type 2

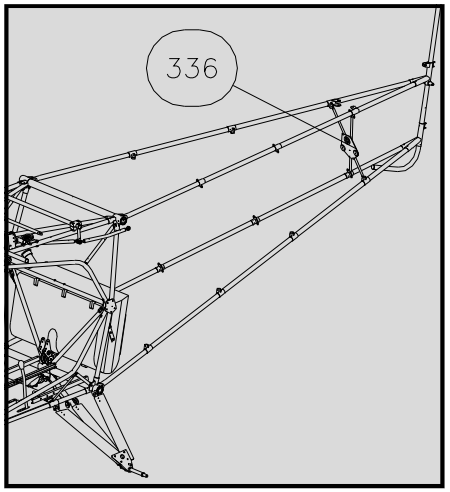

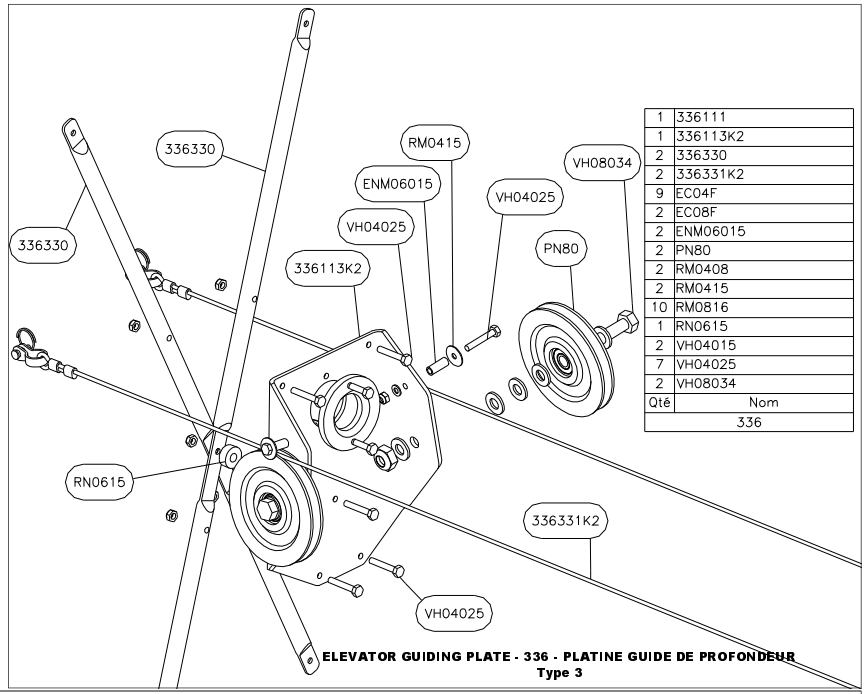

Qté	Nom
1	336111
1	336113K2
2	336330
2	336331K2
9	EC04F
2	EC08F
2	ENM06015
2	PN80
2	RM0408
2	RM0415
10	RM0816
1	RN0615
2	VH04015
7	VH04025
2	VH08034
336	

ELEVATOR GUIDING PLATE - 336 - PLATINE GUIDE DE PROFONDEUR
Type 3

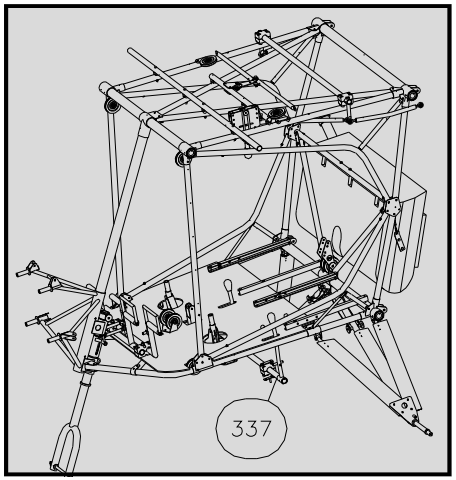

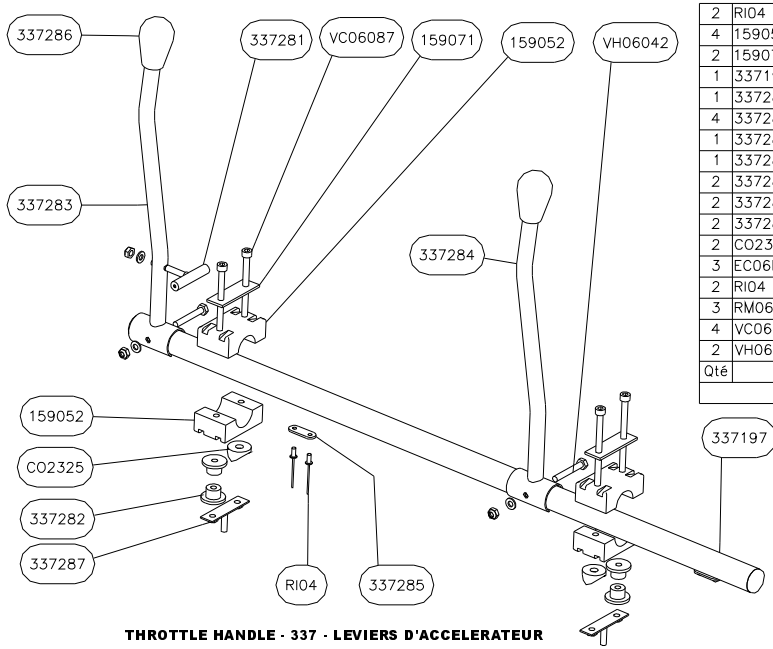

Qté	Nom
2	RI04
4	159052
2	159071
1	337197
1	337281
4	337282
1	337283
1	337284
2	337285
2	337286
2	337287
2	CO2325
3	EC06F
2	RI04
3	RM0612
4	VC06042
2	VH06042
337	

THROTTLE HANDLE - 337 - LEVIERS D'ACCELERATEUR

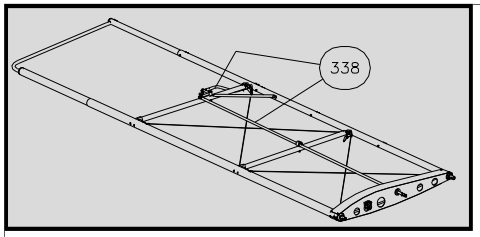

Qté	Nom
2	338212K3
1	338295LK2
1	338295RK2
2	338296K3
2	338397
2	338423
6	351395
4	352276
6	352278K2
2	AB15
2	AX06025
8	EC04F
6	EC06
4	EC06F
4	RM0612
8	VB04025
4	VH06025
	338

AILERON CONTROL - 338 - COMMANDE D'AILERON
Type 3

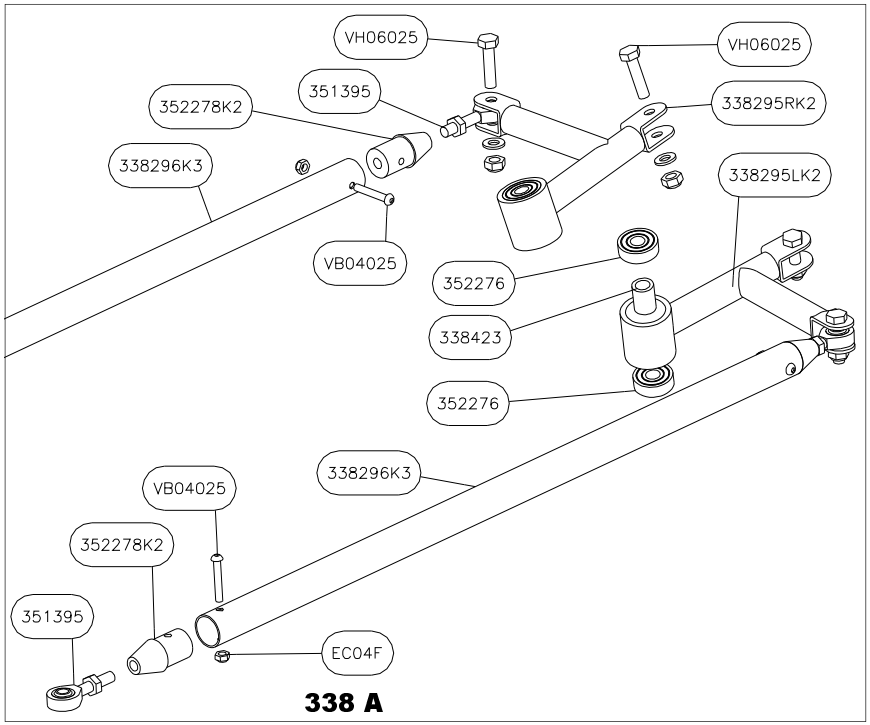

338 A

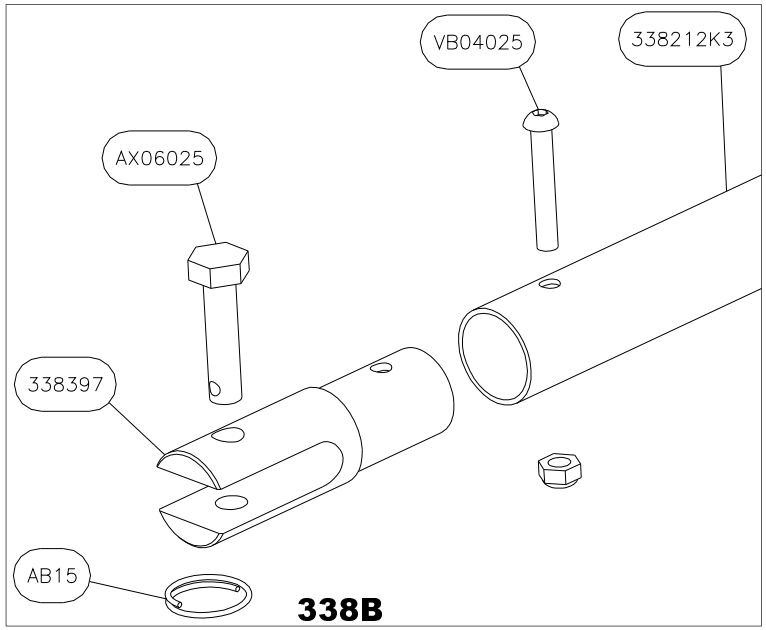

338B

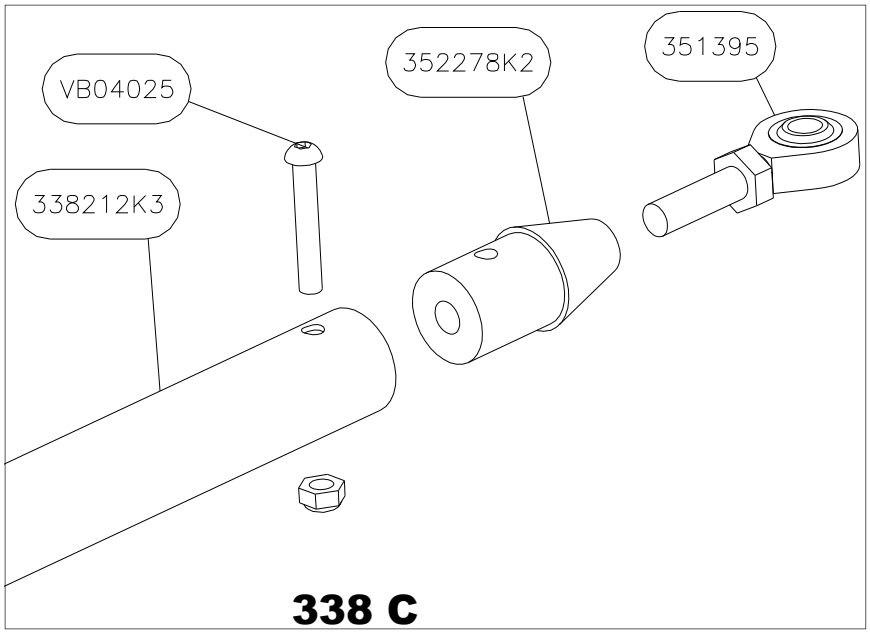

338 C

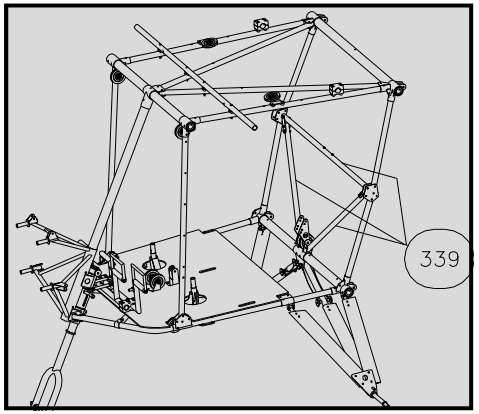

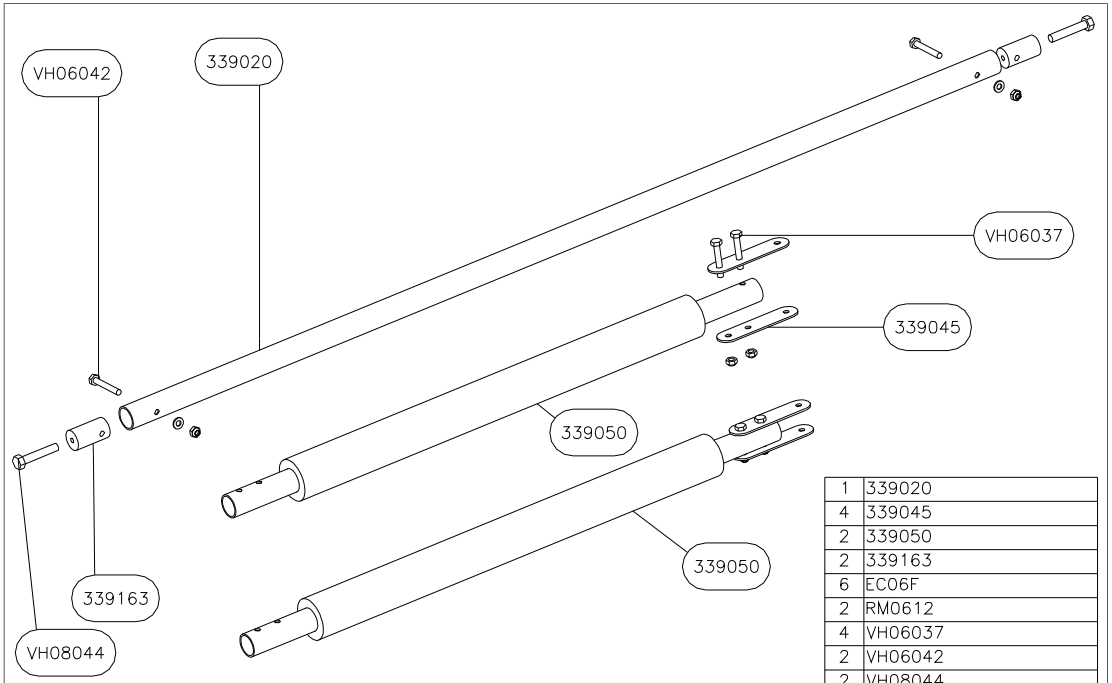

Qté	Nom
1	339020
4	339045
2	339050
2	339163
6	EC06F
2	RM0612
4	VH06037
2	VH06042
2	VH08044
Qté	Nom
339	

BACK SEAT TUBE DIAGONAL - 339 - TUBE DIAGONAL DERRIERE SIEGE
Type 2

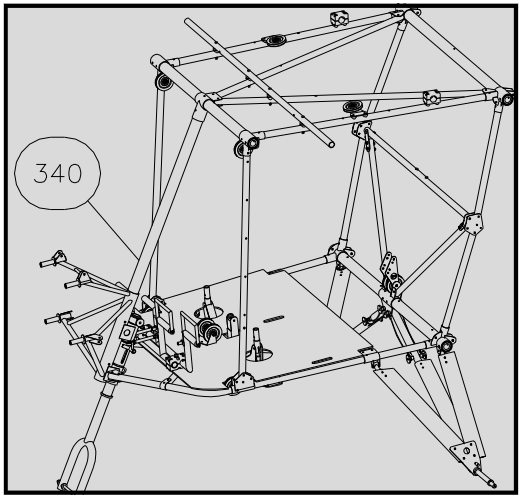

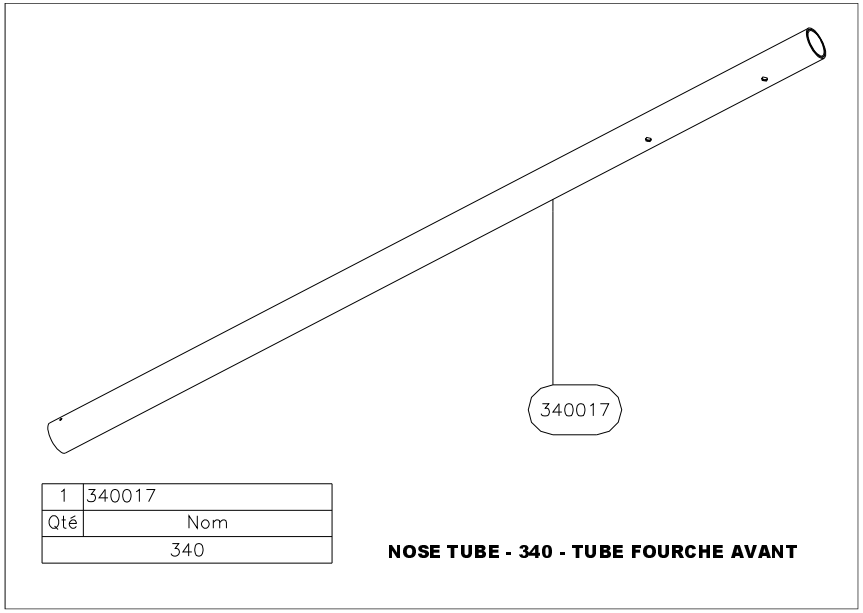

Qté	Nom
1	340017
340	

NOSE TUBE - 340 - TUBE FOURCHE AVANT

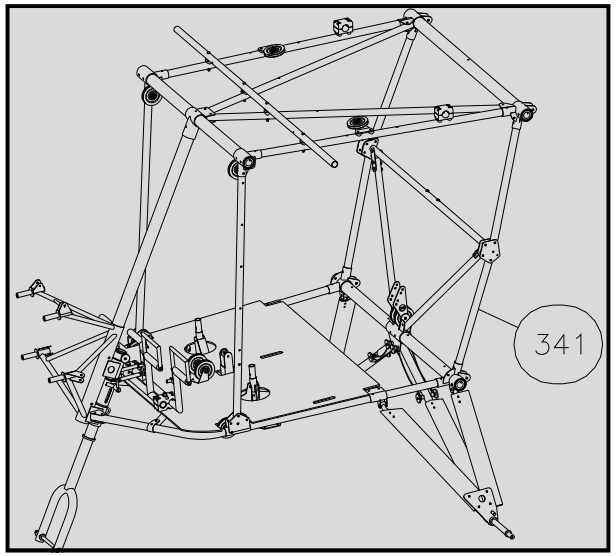

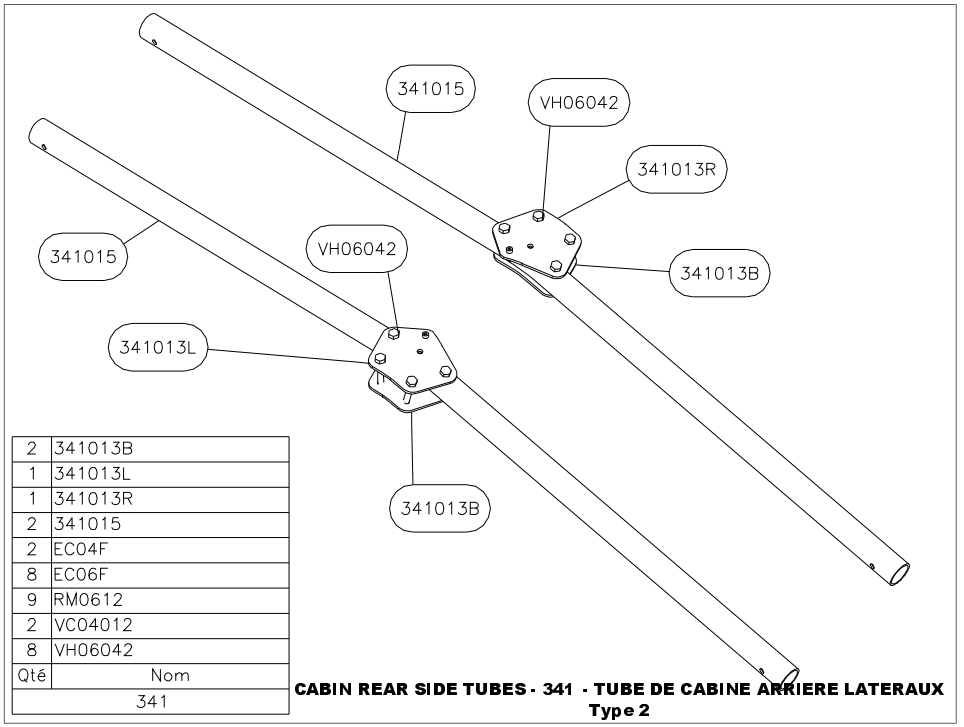

Qté	Nom
2	341013B
1	341013L
1	341013R
2	341015
2	EC04F
8	EC06F
9	RM0612
2	VC04012
8	VH06042
341	

CABIN REAR SIDE TUBES - 341 - TUBE DE CABINE ARRIERE LATERAUX
Type 2

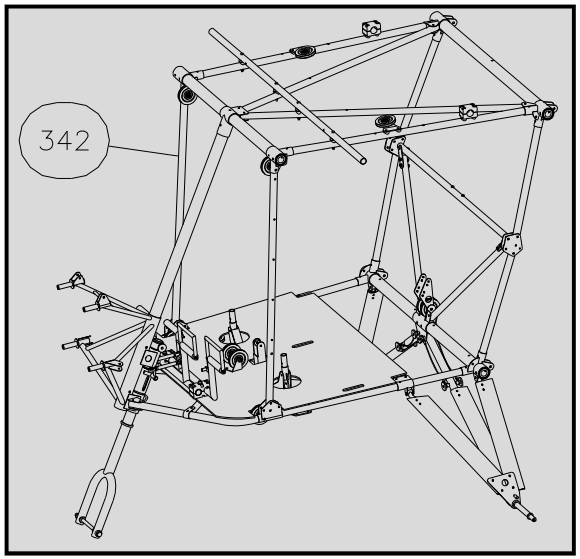

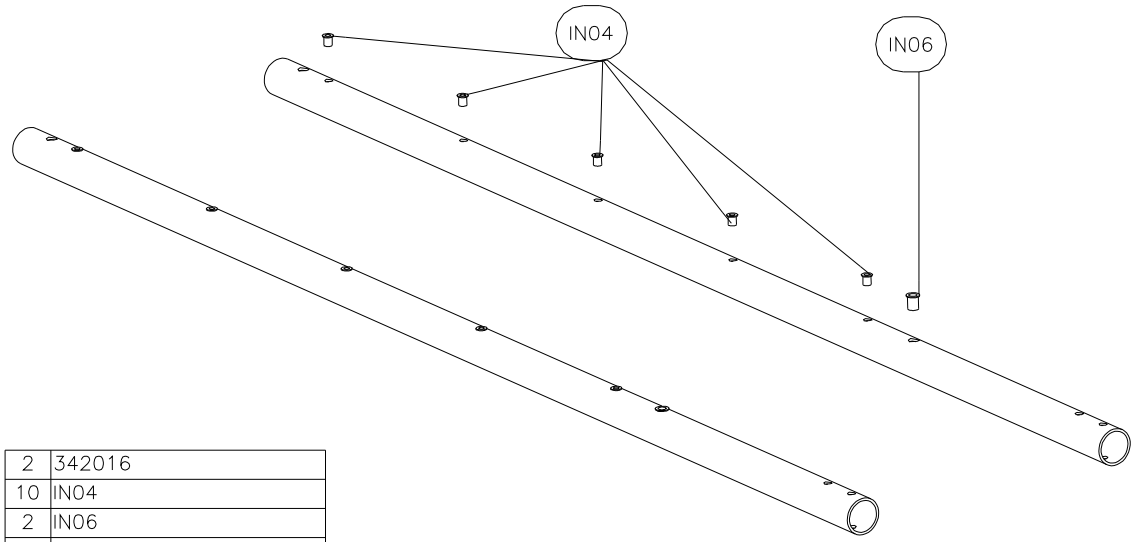

Qté	Nom
2	342016
10	IN04
2	IN06
342	

CABIN FRONT TUBES - 342 - TUBES DE CABINE AVANT

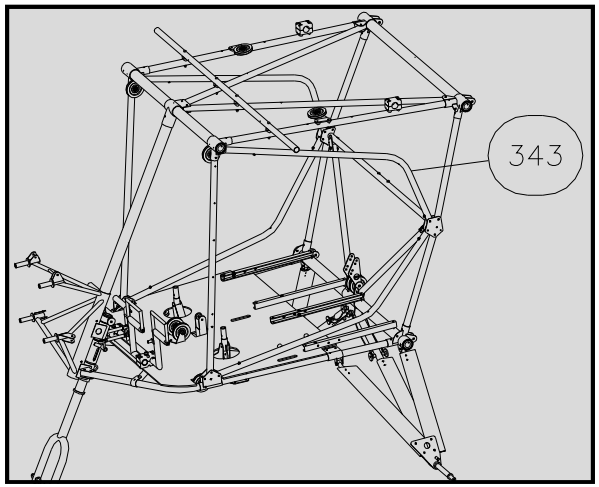

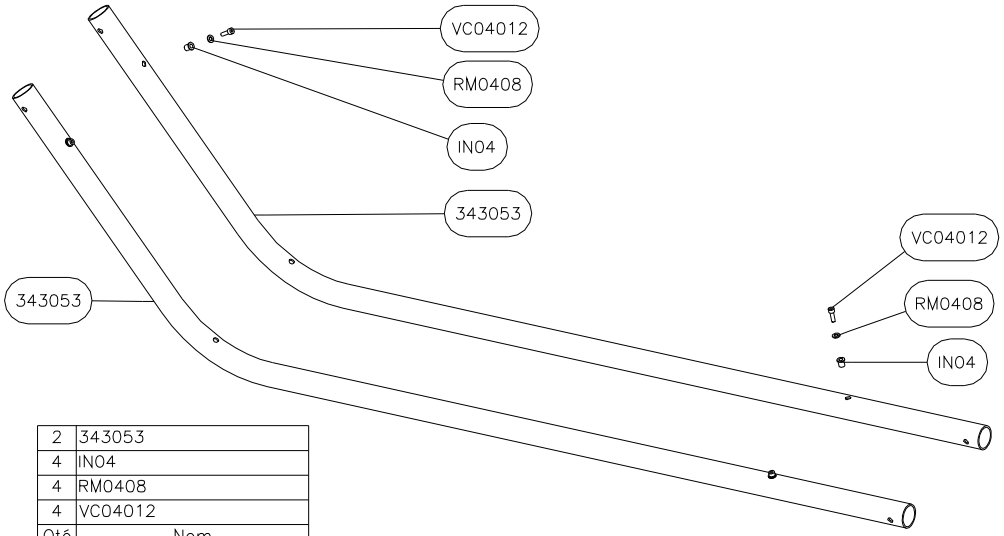

Qté	Nom
2	343053
4	IN04
4	RM0408
4	VC04012
343	

DOOR ENTRANCE TOP - 343 - TUBE ENTREE CABINE HAUT

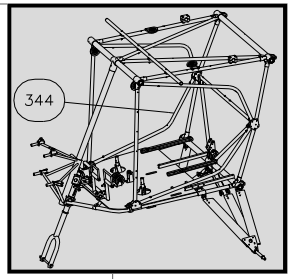

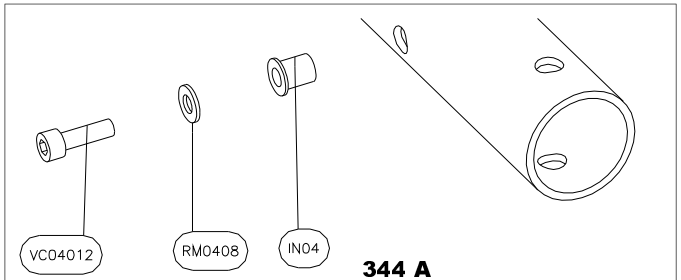

344 A

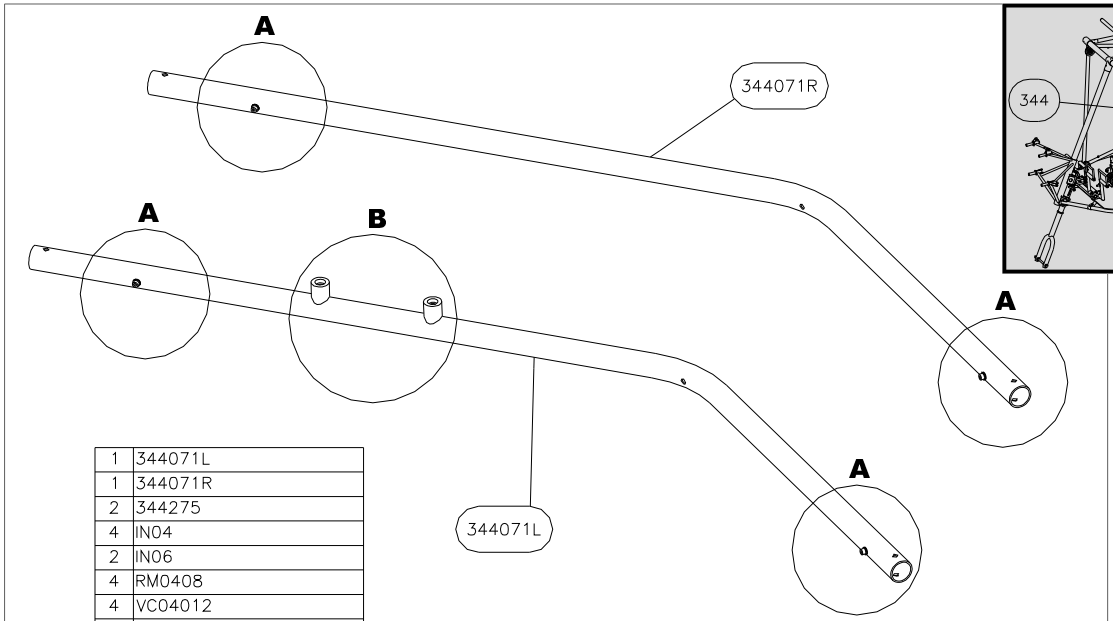

Qté	Nom
1	344071L
1	344071R
2	344275
4	IN04
2	IN06
4	RM0408
4	VC04012
2	VC06020
344	

DOOR ENTRY TUBES BOTTOM - 344 - TUBES ENTREE DE CABINE INFERIEURS

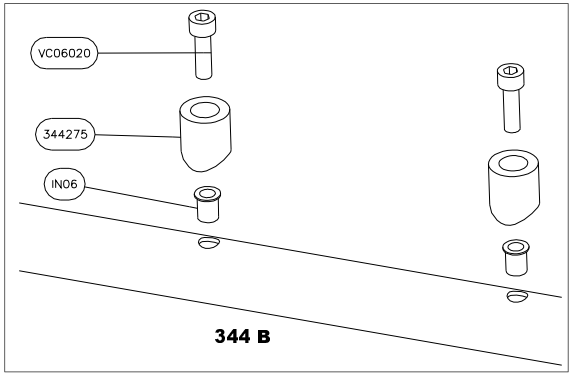

344 B

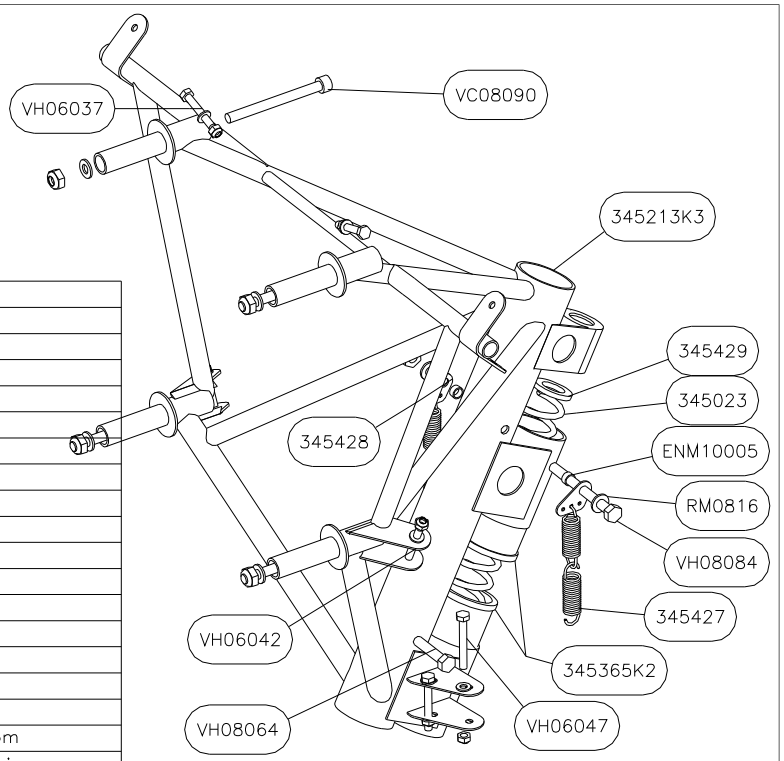

Qté	Nom
1	345023
1	345213K3
2	345365K2
4	345427
2	345428
1	345429
8	EC06F
6	EC08F
2	ENM10005
12	RM0612
7	RM0816
4	VC08090
2	VH06037
2	VH06042
4	VH06047
1	VH08064
1	VH08084
345 Jabiru	

JABIRU ENGINE BRACKET - 345 - SUPPORT MOTEUR JABIRU
Type 3

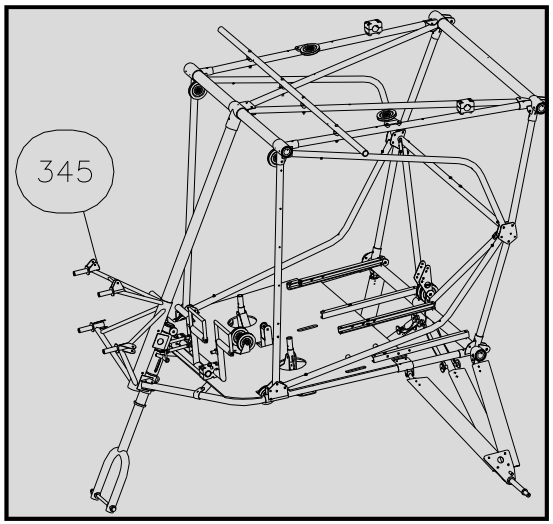

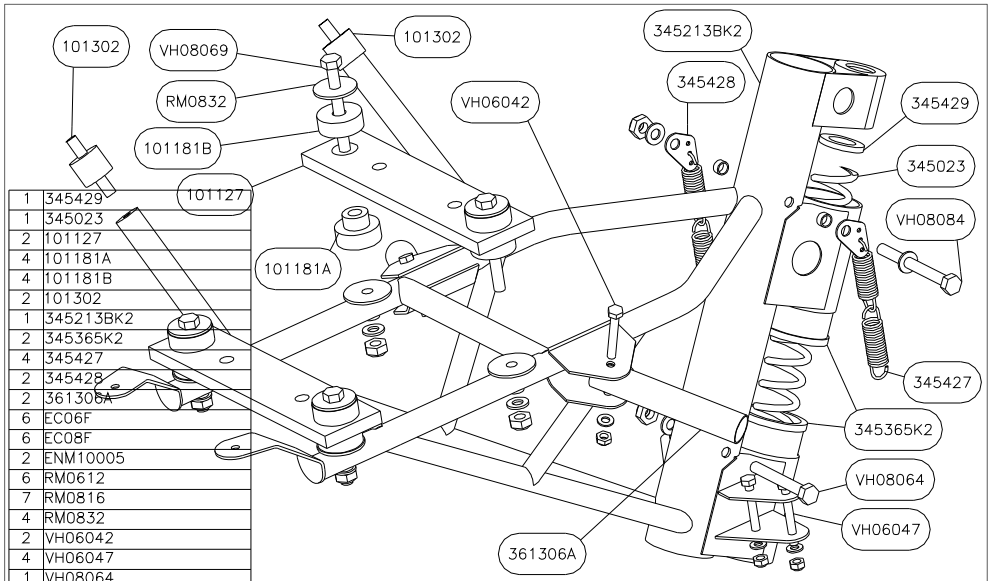

Qty	Reference
1	345429
1	345023
2	101127
4	101181A
4	101181B
2	101302
1	345213BK2
2	345365K2
4	345427
2	345428
2	361306A
6	EC06F
6	EC08F
2	ENM10005
6	RM0612
7	RM0816
4	RM0832
2	VH06042
4	VH06047
1	VH08064
4	VH08069
1	VH08084
345 Rotax 582	

ROTAX 582 ENGINE BRACKET - 345 - SUPPORT MOTEUR ROTAX 582
Type 2

Qté	Nom
345 Rotax 912	
1	345023
1	345214A
1	345214B
1	345214C
2	345214D
1	345214K2
2	345365K2
2	345402
4	345427
2	345428
1	345429
5	AMC2B
4	EC05F
17	EC06F
7	EC08F
2	ENM10005
4	RM0510
16	RM0612
19	RM0816
4	RM0840
5	RM1020
4	VC08069
5	VC10030
4	VH05030
12	VH06017
3	VH06032
2	VH06037
4	VH06047
1	VH08044
1	VH08064
1	VH08084

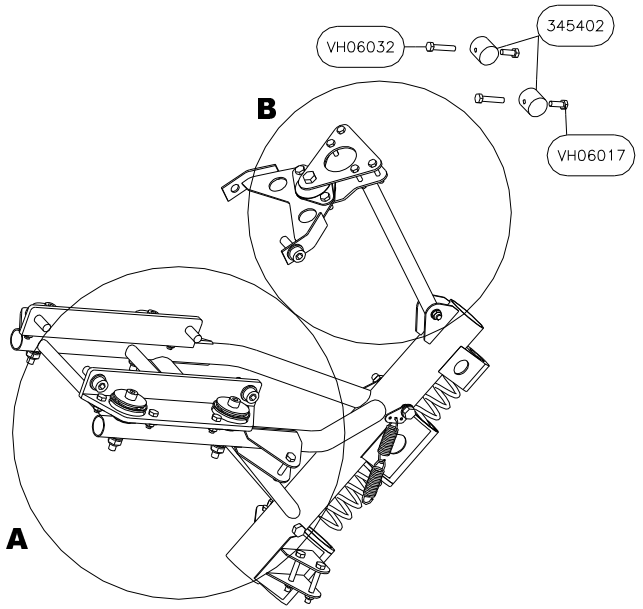

Rotax 912 ENGINE BRACKET - 345 - SUPPORT MOTEUR Rotax 912
Type 2

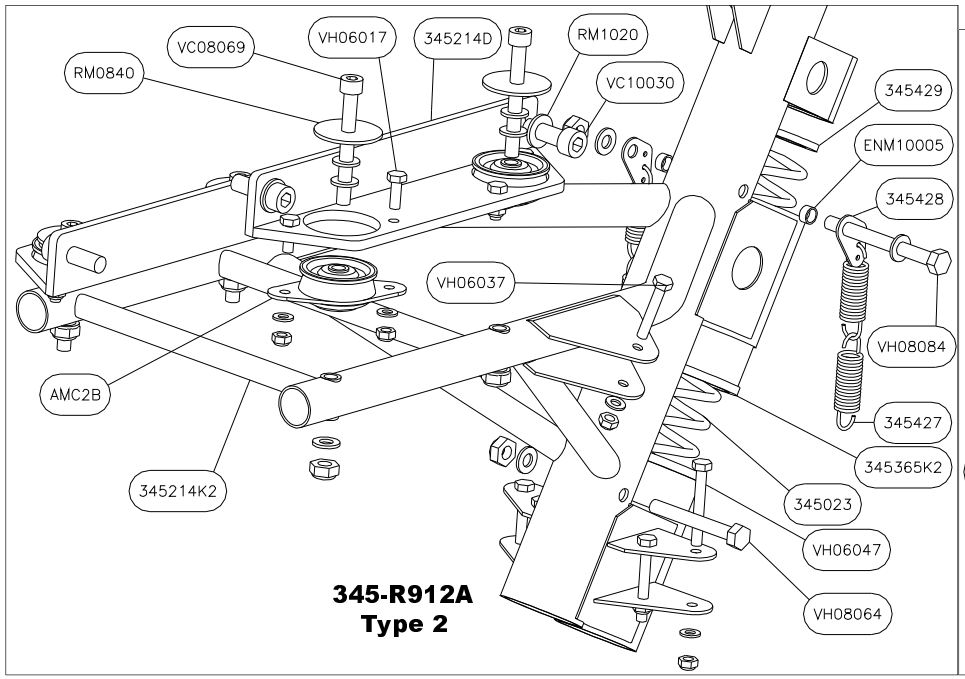

345-R912A
Type 2

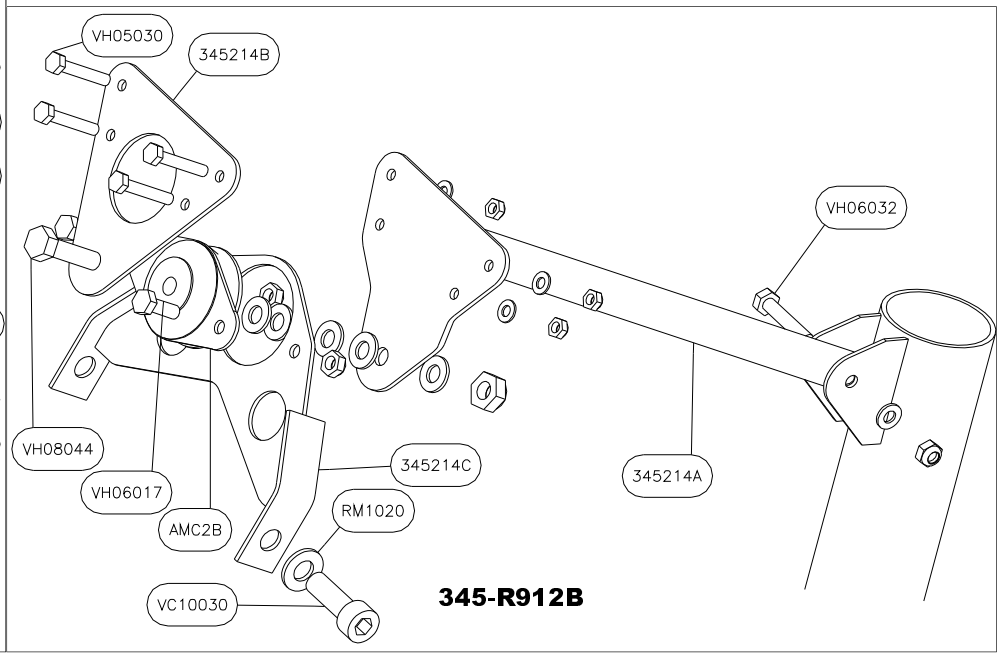

345-R912B

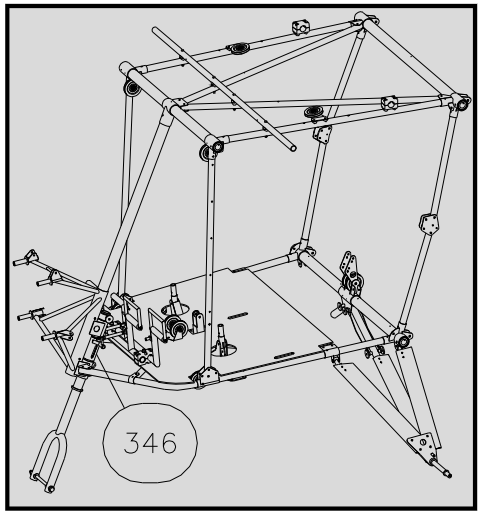

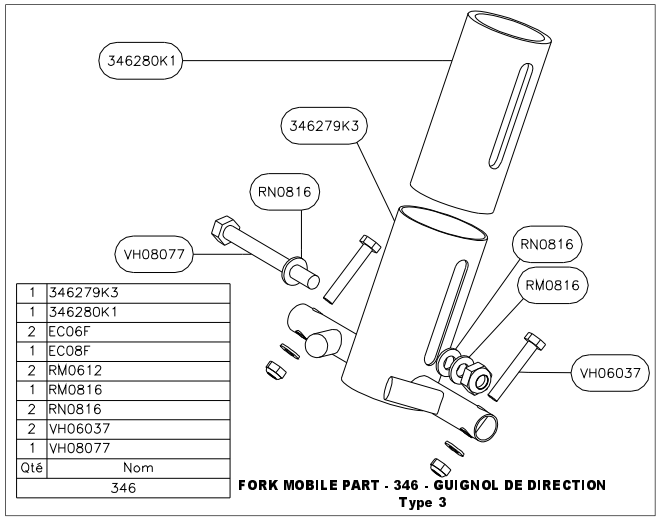

Qté	Nom
1	346279K3
1	346280K1
2	EC06F
1	EC08F
2	RM0612
1	RM0816
2	RN0816
2	VH06037
1	VH08077
346	

FORK MOBILE PART - 346 - GUIGNOL DE DIRECTION
Type 3

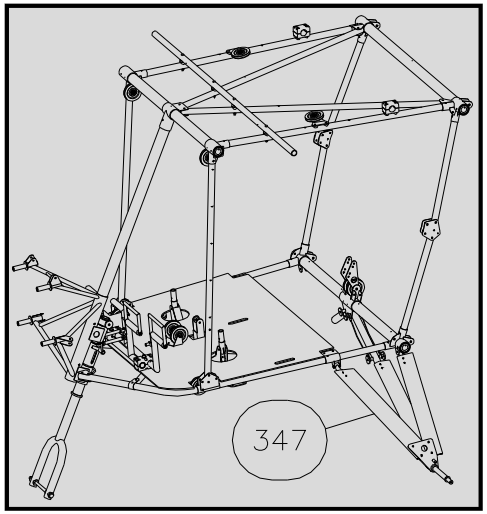

Qté	Nom
1	347024K1
1	347024K2
1	347026LK3
1	347027
1	347029
1	347030
1	347039K2
1	347041
1	347041B
2	347253
1	347254
1	347255
3	347256
2	347258
2	347390
2	347409
1	379400
12	EC06F
2	EC08F
13	RM0612
3	RM0816
1	VC06062
8	VH06037
2	VH06042
2	VH06047
1	VH08044
1	VH08089
347	

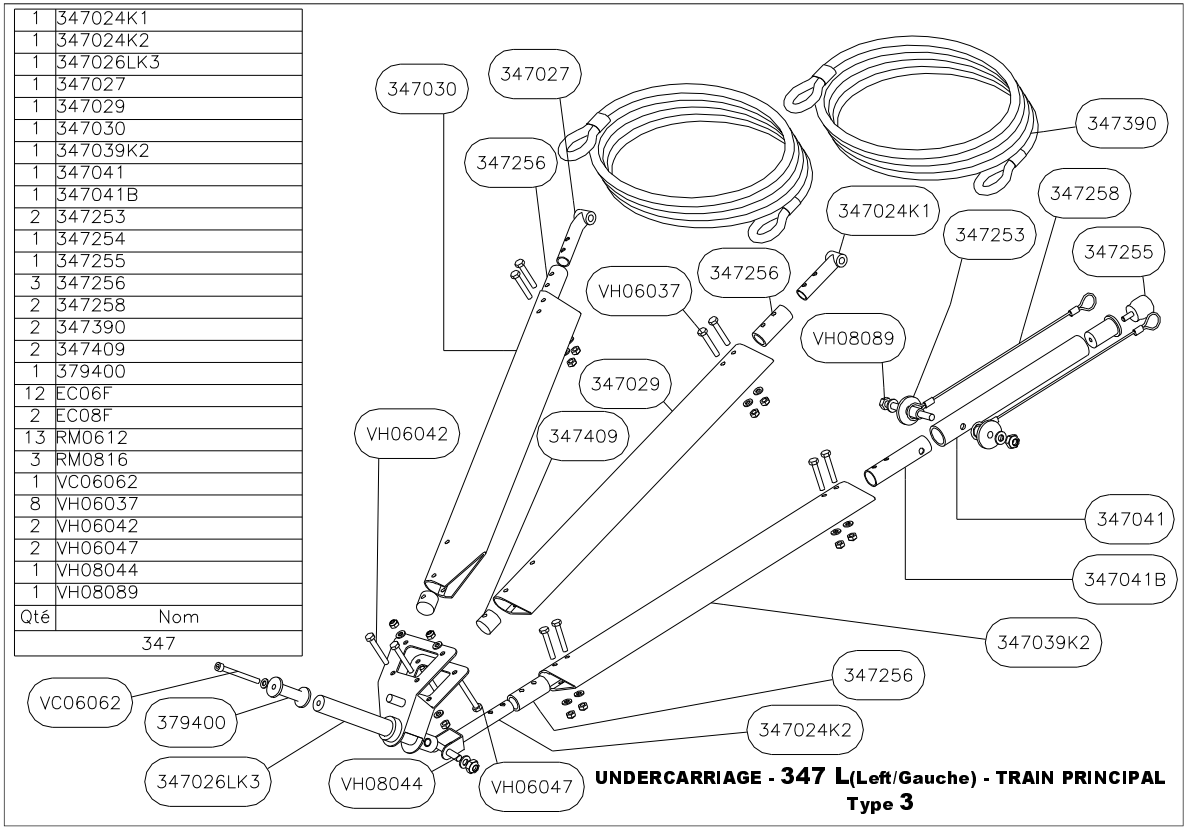

UNDERCARRIAGE - 347 L(Left/Gauche) - TRAIN PRINCIPAL
Type 3

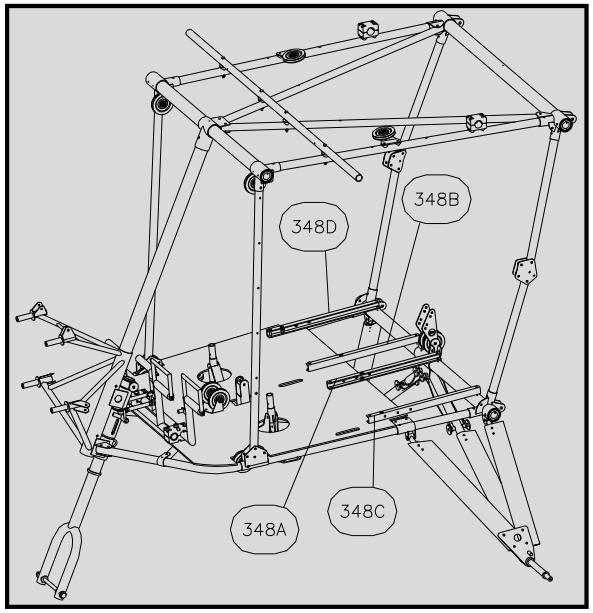

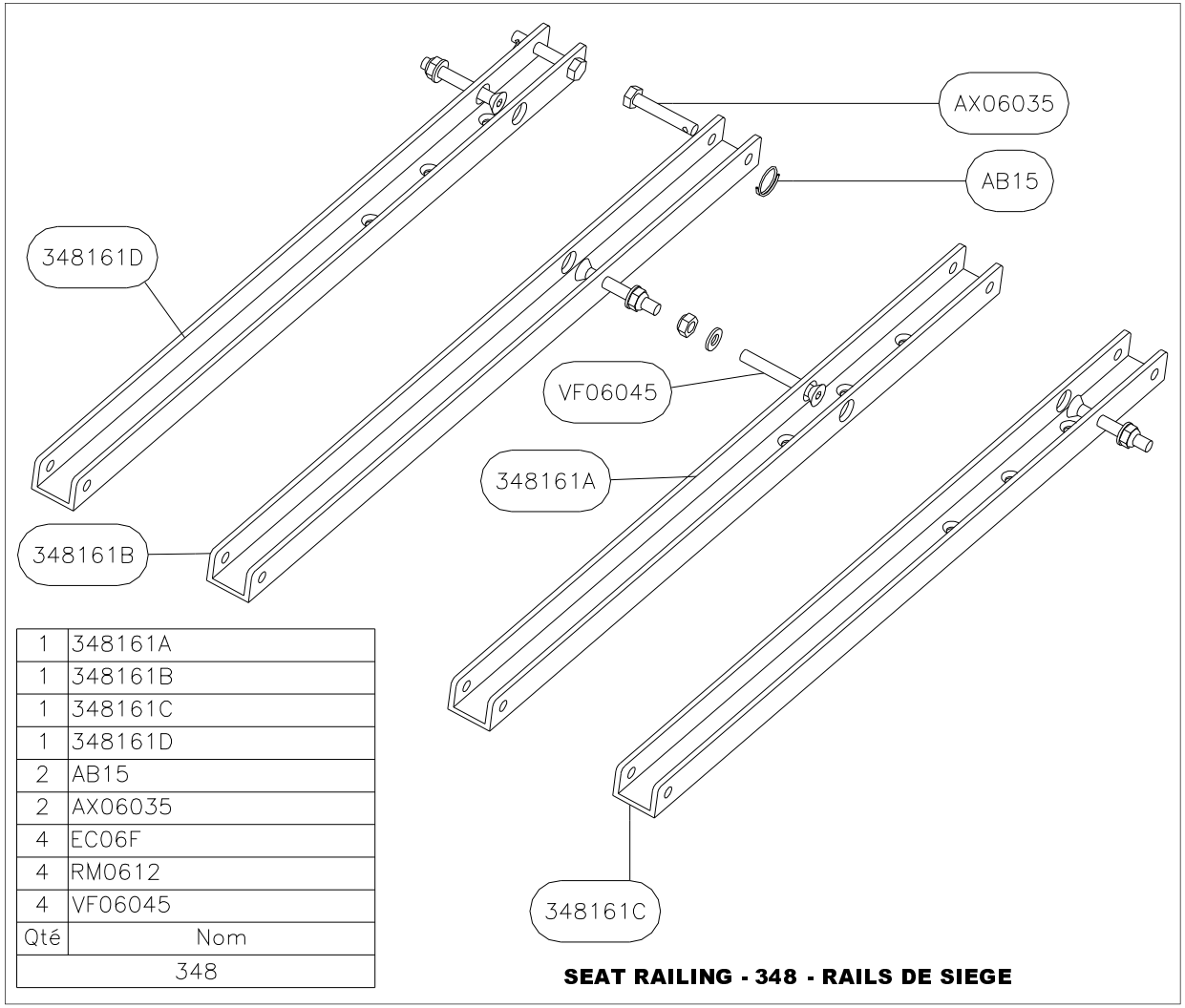

Qté	Nom
1	348161A
1	348161B
1	348161C
1	348161D
2	AB15
2	AX06035
4	EC06F
4	RM0612
4	VF06045

348

SEAT RAILING - 348 - RAILS DE SIEGE

Qté	Nom
	349
2	10119A
2	307353
1	349073
1	349079
1	349103
1	349357K2
1	349358
1	349359L
1	349360
1	349361
1	BN25
1	EC06F
2	RM0612
2	VH06037
2	VH06042

***X=LETTER FOR MAIN COLOUR CODE**
***Z=LETTER FOR LEADING EDGE COLOUR CODE**
(FOR EXAMPLE, THE LEFT STABILIZER FABRIC 349359L WITH A MAIN COLOUR YELLOW AND A BLUE LEADING EDGE WILL HAVE CODE NUMBER 349359LYB)

***X=LETTRE POUR CODE COULEUR PRINCIPALE**
***Z=LETTRE POUR COULEUR DE BORD D'ATTAQUE**
(PAR EXEMPLE, UNE TOILE GAUCHE DE PLAN FIXE 349359L JAUNE AVEC BORD D'ATTAQUE BLEU SERA REFERENCEE 349359LYB)

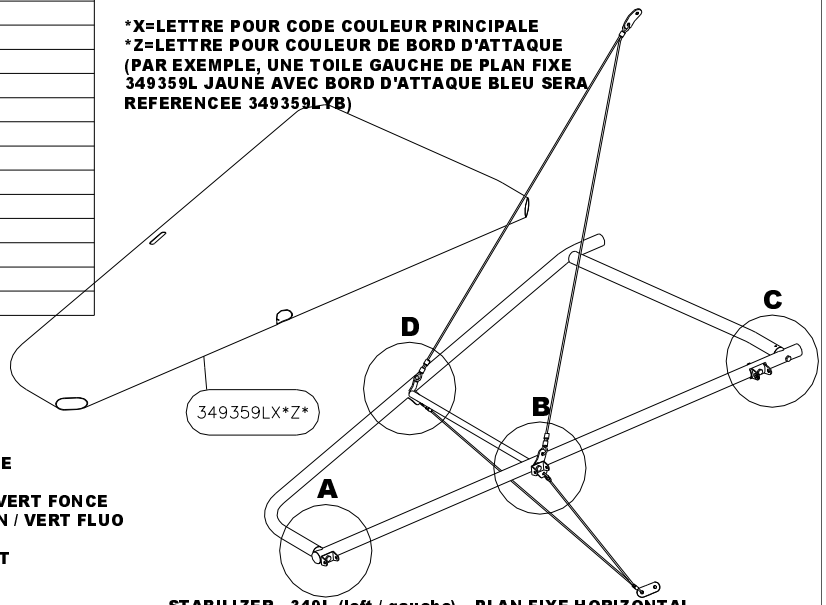

R = RED / ROUGE
B = BLUE / BLEU
Y = YELLOW / JAUNE
Gy = GREY / GRIS
G = DARK GREEN / VERT FONCE
Gb = BRIGHT GREEN / VERT FLUO
T = TURQUOISE
P = PURPLE / VIOLET
O = ORANGE
Bk = BLACK / NOIR
W = WHITE / BLANC

STABILIZER - 349L (left / gauche) - PLAN FIXE HORIZONTAL
Type 2

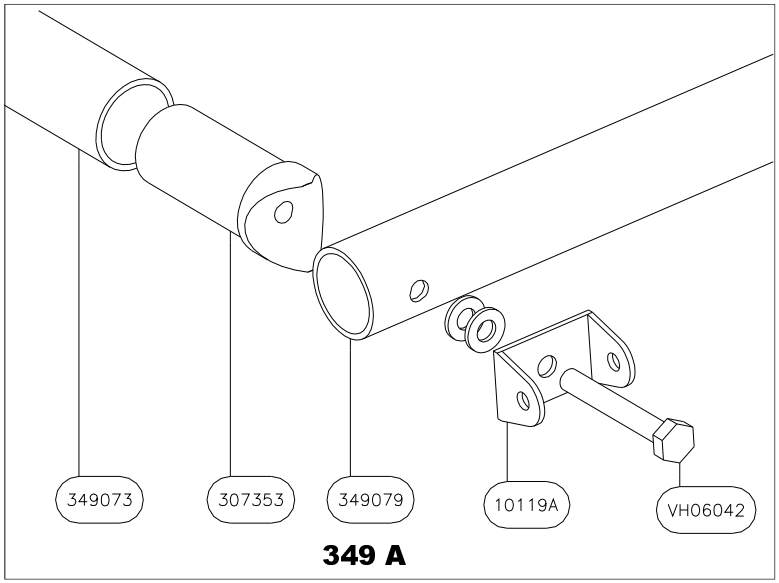

349 A

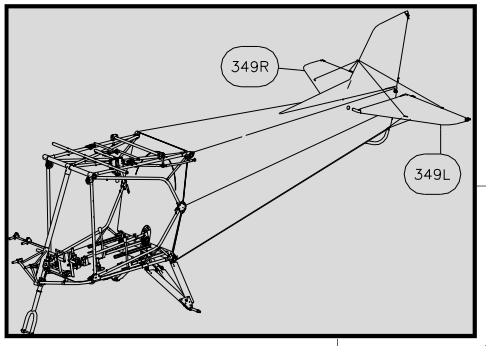

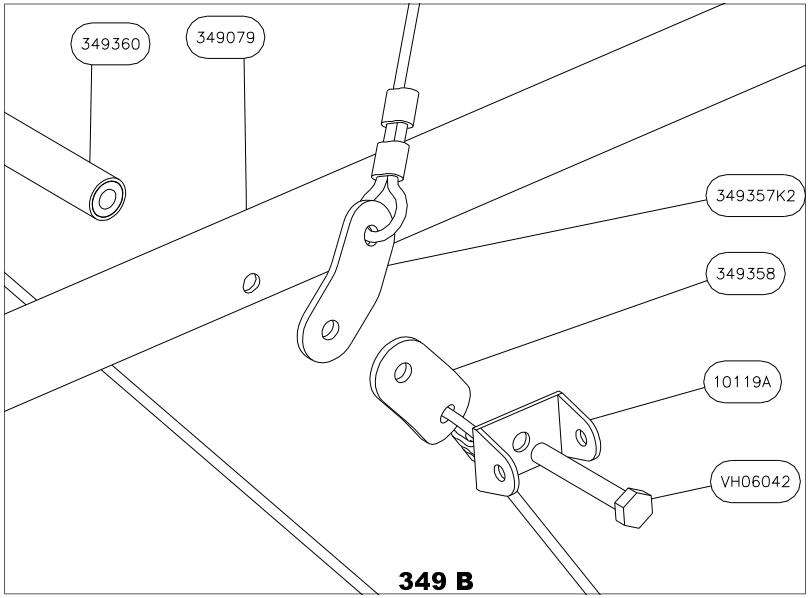

349 B

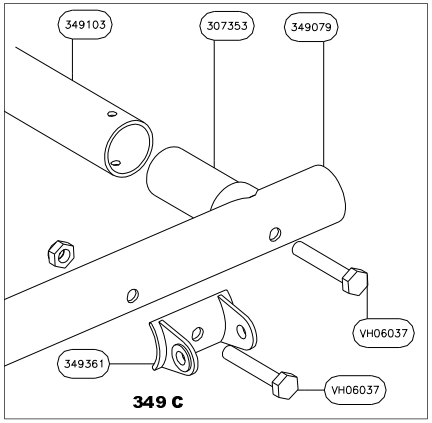

349 C

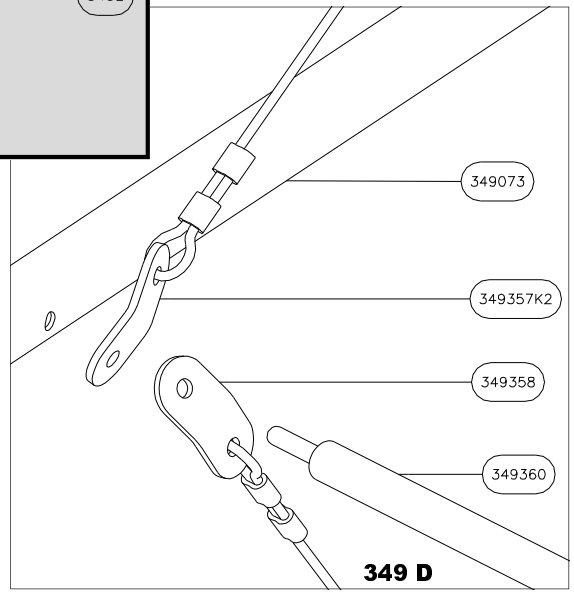

349 D

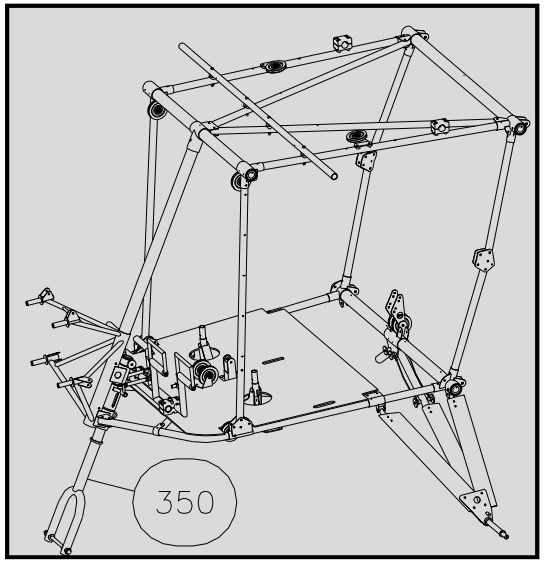

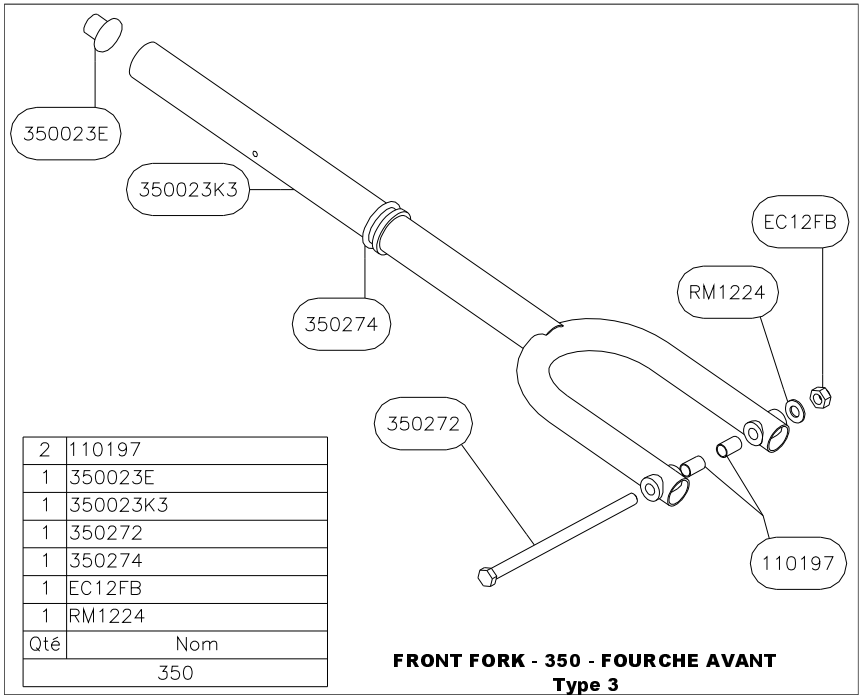

Qté	Nom
2	110197
1	350023E
1	350023K3
1	350272
1	350274
1	EC12FB
1	RM1224
350	

FRONT FORK - 350 - FOURCHE AVANT
Type 3

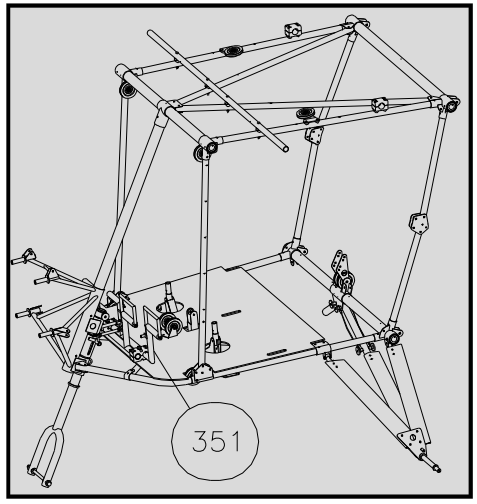

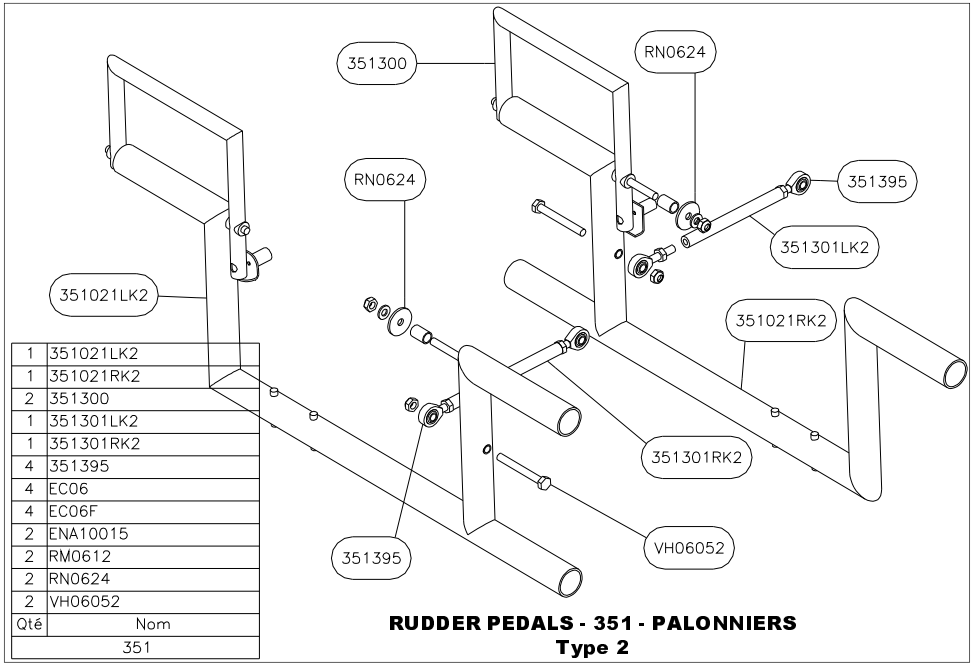

Qté	Nom
1	351021LK2
1	351021RK2
2	351300
1	351301LK2
1	351301RK2
4	351395
4	EC06
4	EC06F
2	ENA10015
2	RM0612
2	RN0624
2	VH06052
351	

RUDDER PEDALS - 351 - PALONNIERS
Type 2

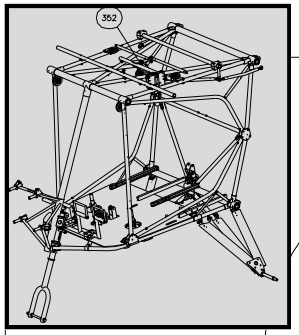

Qté	Nom
2	117082
4	351395
1	352187
2	352212K3
1	352214
1	352276
2	352277K2
4	352278K2
1	352389
1	352391
6	C02325
5	EC04F
4	EC06
9	EC06F
1	EC08F
2	ENM10005
1	ENM10008
1	PN80
1	RM0408
9	RM0612
1	RM0618
1	RM0816
1	RN0624
4	VB04025
1	VH04035
2	VH06025
1	VH06032
4	VH06042
2	VH06072
1	VH08049
	352

AILERON CABIN MECHANISM TOP - 352 - COMMANDE AILERON HAUT CABINE
Type 3

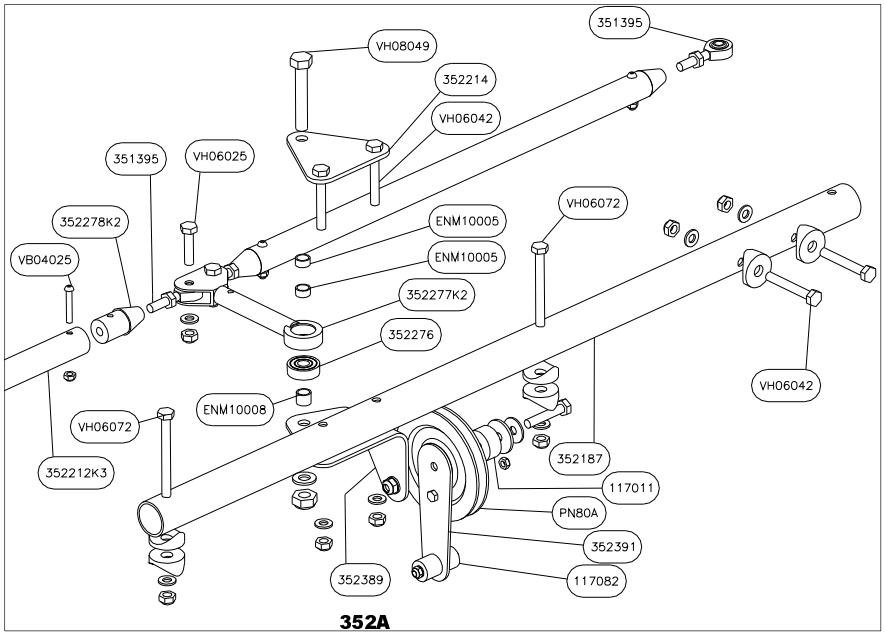

352A

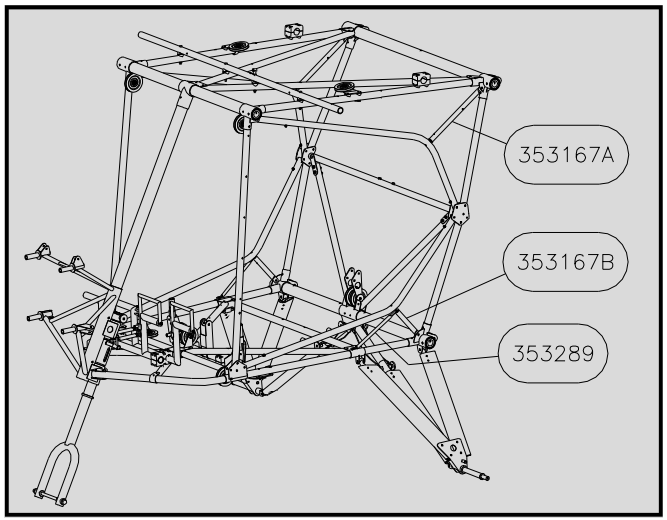

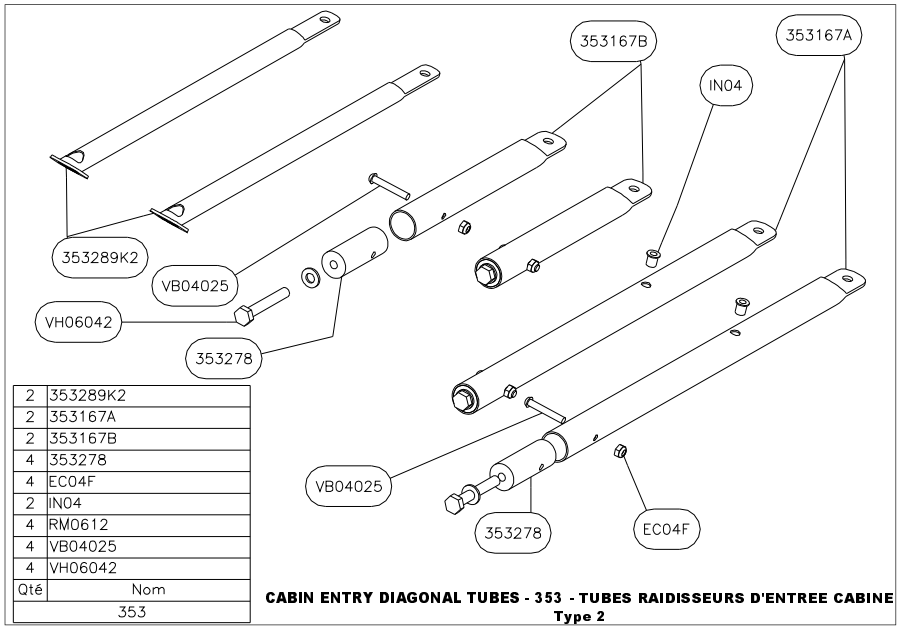

Qté	Nom
2	353289K2
2	353167A
2	353167B
4	353278
4	EC04F
2	IN04
4	RM0612
4	VB04025
4	VH06042
	353

CABIN ENTRY DIAGONAL TUBES - 353 - TUBES RAIDISSEURS D'ENTREE CABINE
Type 2

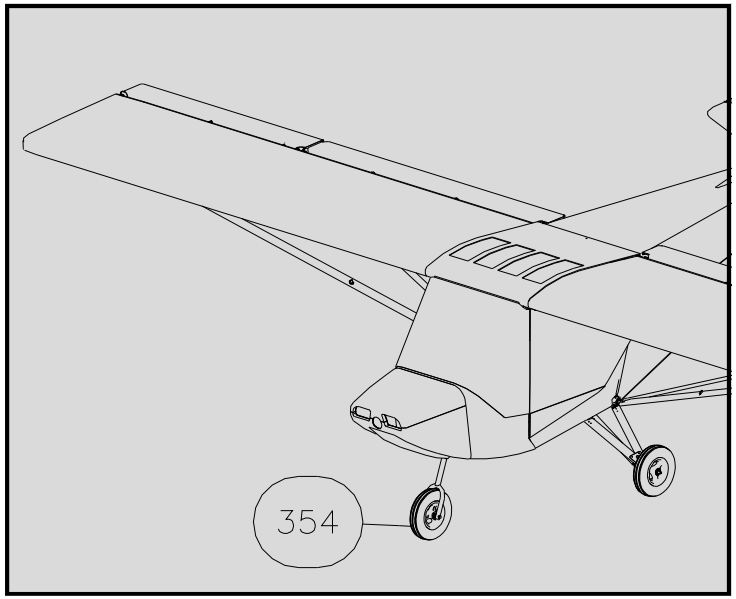

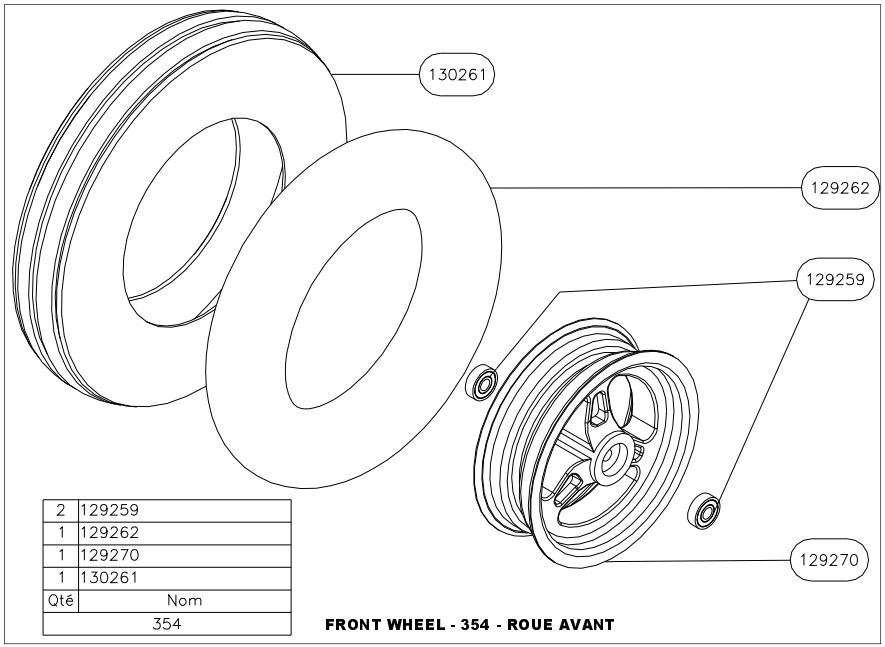

Qté	Nom
2	129259
1	129262
1	129270
1	130261
354	

FRONT WHEEL - 354 - ROUE AVANT

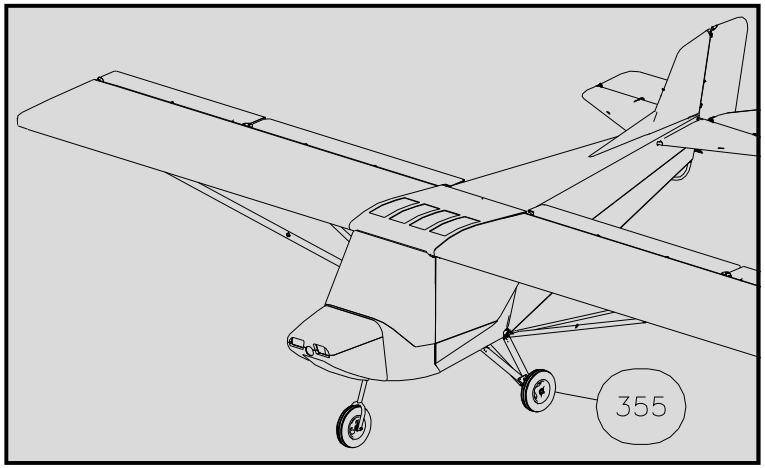

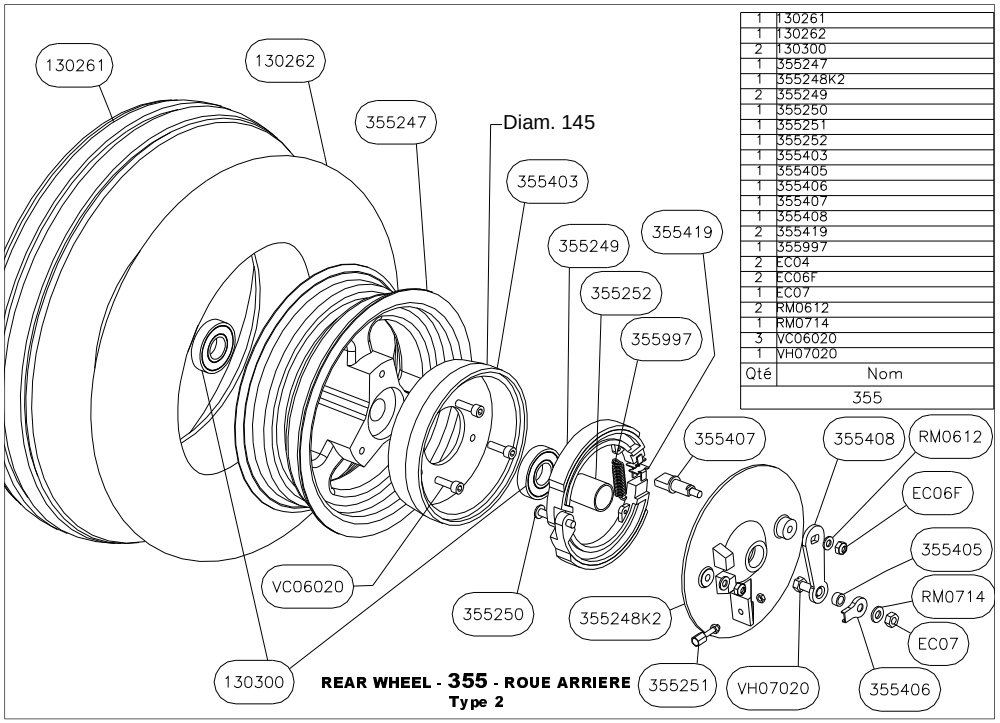

Qté	Nom
1	130261
1	130262
2	130300
1	355247
1	355248K2
2	355249
1	355250
1	355251
1	355252
1	355403
1	355405
1	355406
1	355407
1	355408
2	355419
1	355997
2	EC04
2	EC06F
1	EC07
2	RM0612
1	RM0714
3	VC06020
1	VH07020
355	

REAR WHEEL - 355 - ROUE ARRIERE
Type 2

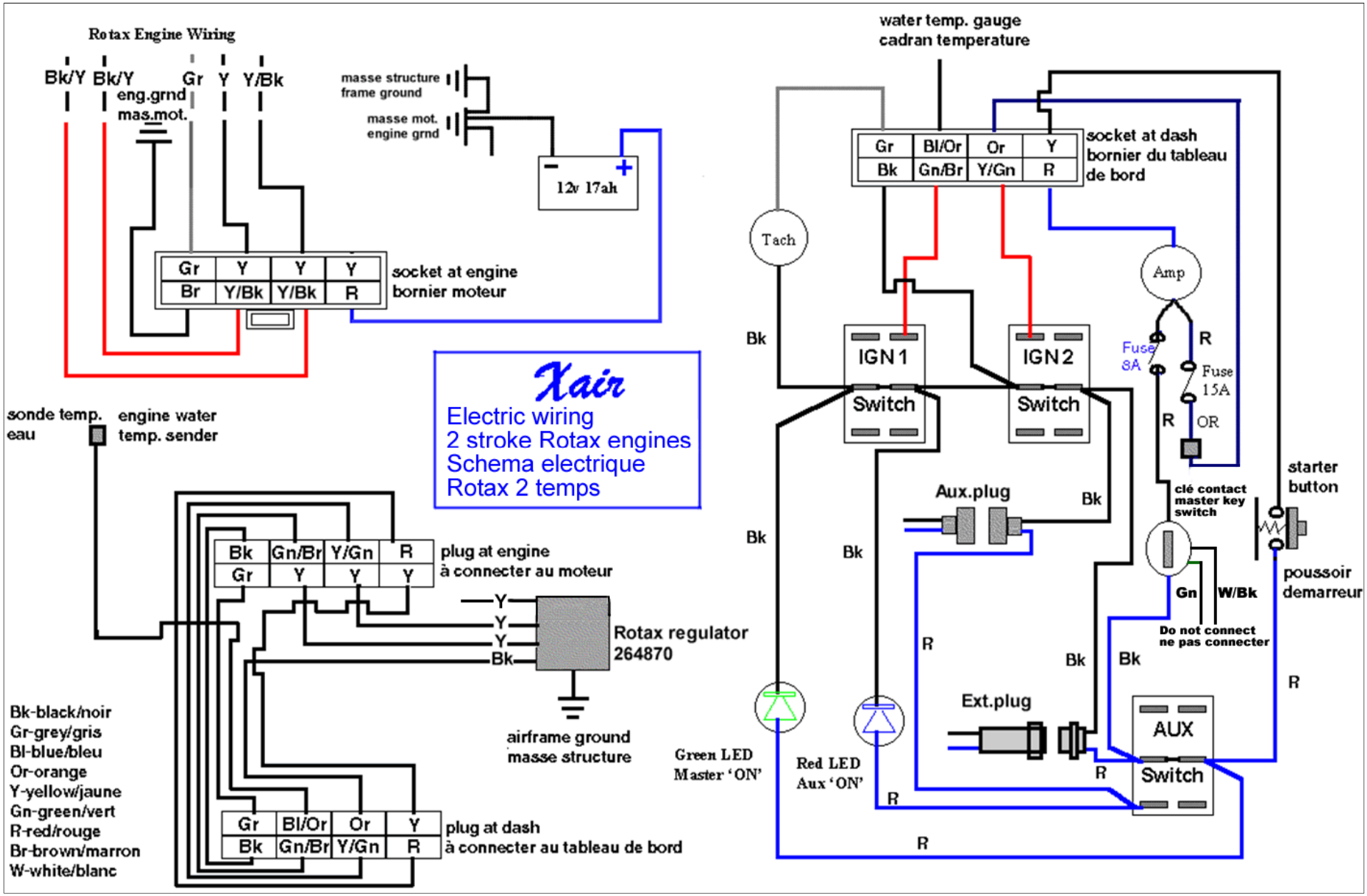
Rotax Engine Wiring
Bk/Y Bk/Y Gr Y Y/Bk
eng.grnd
mas.mot.
masse structure
frame ground
masse mot.
engine grnd
12v 17ah
Gr Y Y Y
Br Y/Bk Y/Bk R
socket at engine
bornier moteur
Xair
Electric wiring
2 stroke Rotax engines
Schema electrique
Rotax 2 temps
sonde temp. eau
engine water temp. sender
Bk Gn/Br Y/Gn R
Gr Y Y Y
plug at engine
à connecter au moteur
Y
Y
Y
Bk
Rotax regulator
264870
airframe ground
masse structure
Gr Bl/Or Or Y
Bk Gn/Br Y/Gn R
plug at dash
à connecter au tableau de bord
Bk-black/noir
Gr-grey/gris
Bl-blue/bleu
Or-orange
Y-yellow/jaune
Gn-green/vert
R-red/rouge
Br-brown/marron
W-white/blanc
water temp. gauge
cadran temperature
Gr Bl/Or Or Y
Bk Gn/Br Y/Gn R
socket at dash
bornier du tableau de bord
Tach
Amp
Bk
IGN 1
Switch
IGN 2
Switch
Fuse 8A
R
Fuse 15A
R
OR
starter button
clé contact master key switch
Aux.plug
Bk
Bk
Bk
Gn
W/Bk
Do not connect
ne pas connecter
poussoir demarreur
R
R
Bk
Bk
R
Ext.plug
AUX
Switch
R
R
Green LED
Master 'ON'
Red LED
Aux 'ON'
R

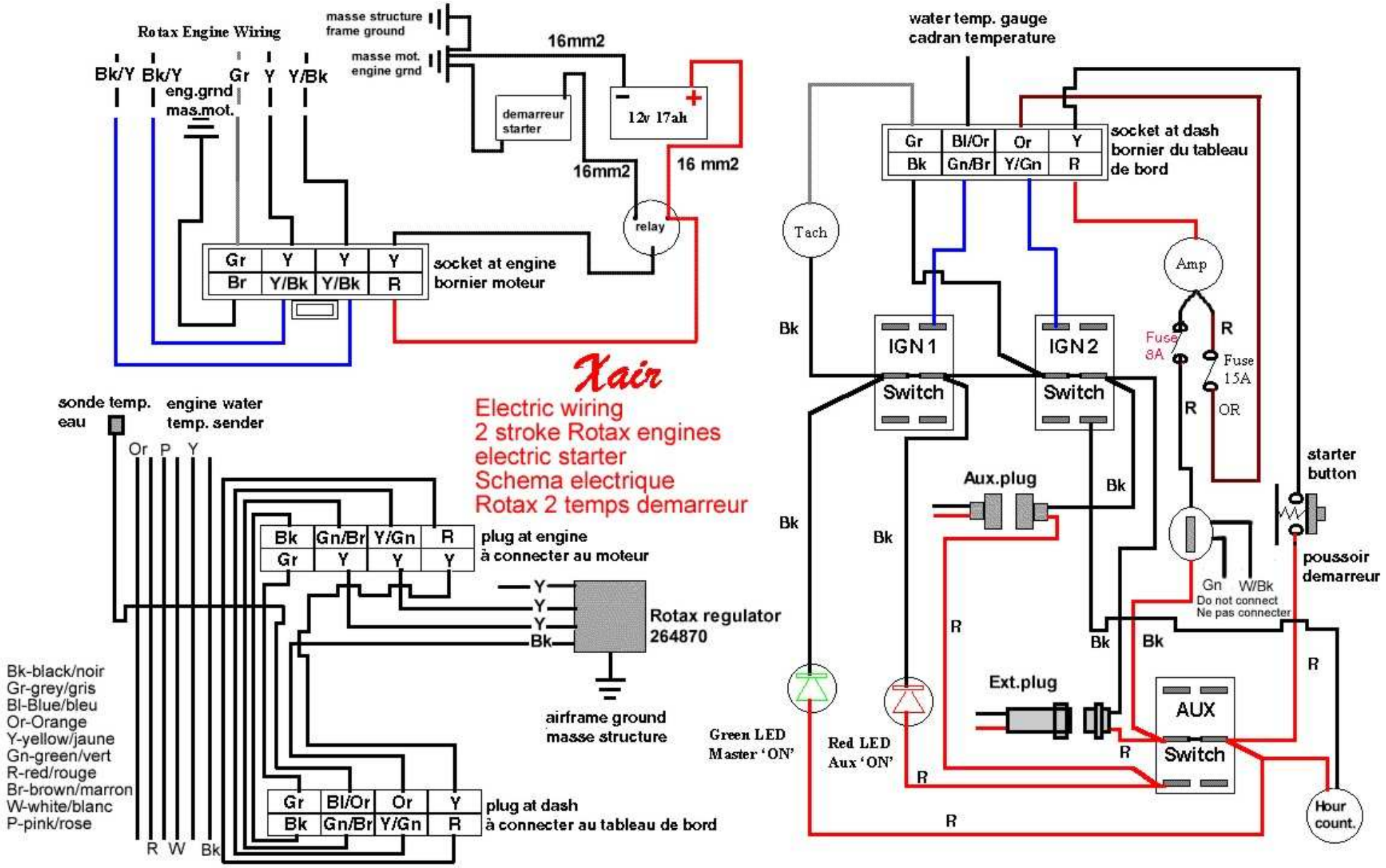
Rotax Engine Wiring
masse structure
frame ground
masse mot.
engine grnd
16mm2
Bk/Y Bk/Y Gr Y Y/Bk
eng.grnd
mas.mot.
demarreur
starter
12v 17ah
16mm2
16 mm2
relay
Gr Y Y Y
Br Y/Bk Y/Bk R
socket at engine
bornier moteur
Xair
Electric wiring
2 stroke Rotax engines
electric starter
Schema electrique
Rotax 2 temps demarreur
sonde temp.
eau
engine water
temp. sender
Or P Y
Bk Gn/Br Y/Gn R
Gr Y Y Y
plug at engine
à connecter au moteur
Y
Y
Y
Bk
Rotax regulator
264870
airframe ground
masse structure
Bk-black/noir
Gr-grey/gris
Bl-Blue/bleu
Or-Orange
Y-yellow/jaune
Gn-green/vert
R-red/rouge
Br-brown/marron
W-white/blanc
P-pink/rose
R W Bk
Gr Bl/Or Or Y
Bk Gn/Br Y/Gn R
plug at dash
à connecter au tableau de bord
water temp. gauge
cadran temperature
Gr Bl/Or Or Y
Bk Gn/Br Y/Gn R
socket at dash
bornier du tableau
de bord
Tach
Amp
Bk
IGN1
Switch
IGN2
Switch
Fuse
8A
R
Fuse
15A
R
OR
starter
button
Aux.plug
Bk
Bk
Bk
poussoir
demarreur
Gn
W/Bk
Do not connect
Ne pas connecter
R
Bk
Bk
R
Ext.plug
AUX
Switch
R
Green LED
Master 'ON'
Red LED
Aux 'ON'
R
R
Hour
count.

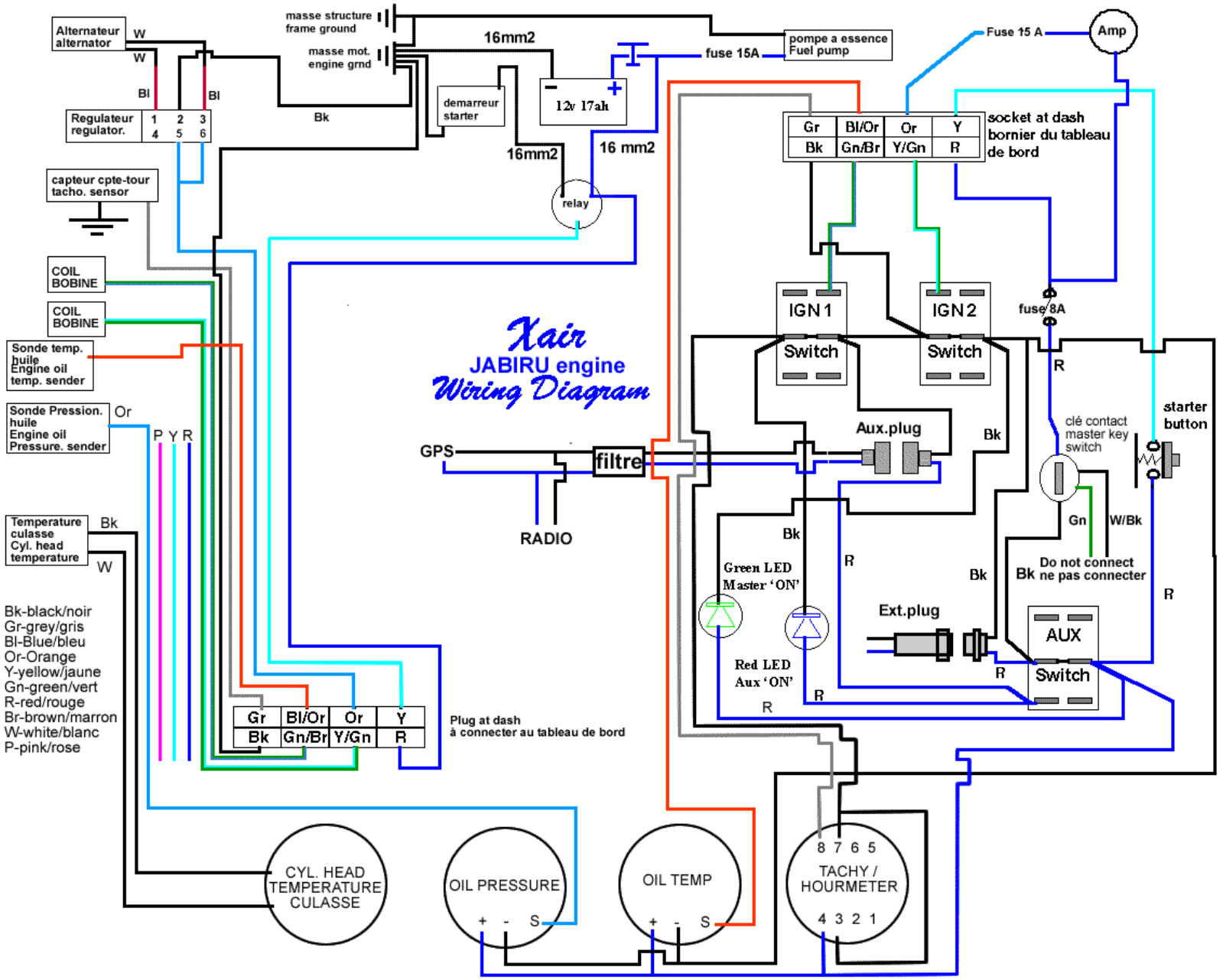
Xair
JABIRU engine
Wiring Diagram
Alternateur alternator
W
W
Bl
Bl
Regulateur regulator.
1 2 3
4 5 6
capteur cpte-tour tacho. sensor
COIL BOBINE
COIL BOBINE
Sonde temp. huile Engine oil temp. sender
Sonde Pression. huile Engine oil Pressure. sender
Or
P Y R
Temperature culasse Cyl. head temperature
Bk
W
Bk-black/noir
Gr-grey/gris
Bl-Blue/bleu
Or-Orange
Y-yellow/jaune
Gn-green/vert
R-red/rouge
Br-brown/marron
W-white/blanc
P-pink/rose
masse structure frame ground
masse mot. engine grnd
Bk
16mm2
demarreur starter
16mm2
12v 17ah
fuse 15A
16 mm2
relay
pompe a essence Fuel pump
Fuse 15 A
Amp
Gr Bl/Or Or Y
Bk Gn/Br Y/Gn R
socket at dash bornier du tableau de bord
IGN1 Switch
IGN2 Switch
fuse 8A
R
starter button
clé contact master key switch
Aux.plug
Bk
GPS
filtre
RADIO
Gn
W/Bk
Bk
Green LED Master 'ON'
R
Bk
Do not connect
Bk ne pas connecter
R
Ext.plug
AUX Switch
R
Red LED Aux 'ON'
R
R
Gr Bl/Or Or Y
Bk Gn/Br Y/Gn R
Plug at dash
à connecter au tableau de bord
CYL. HEAD TEMPERATURE CULASSE
OIL PRESSURE
+ - S
OIL TEMP
+ - S
8 7 6 5
TACHY / HOURMETER
4 3 2 1

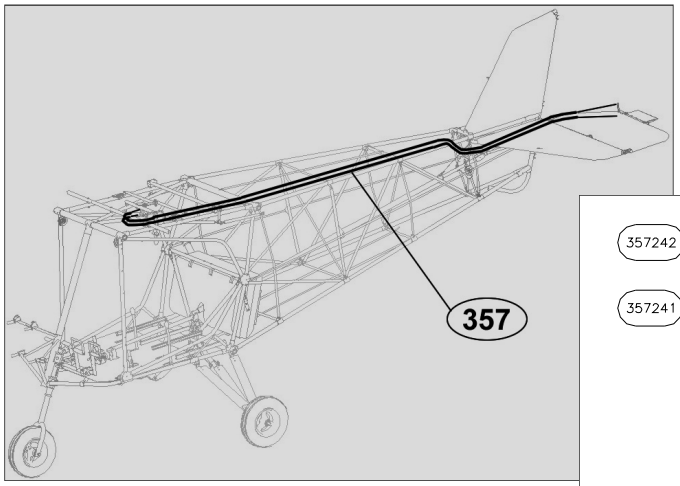

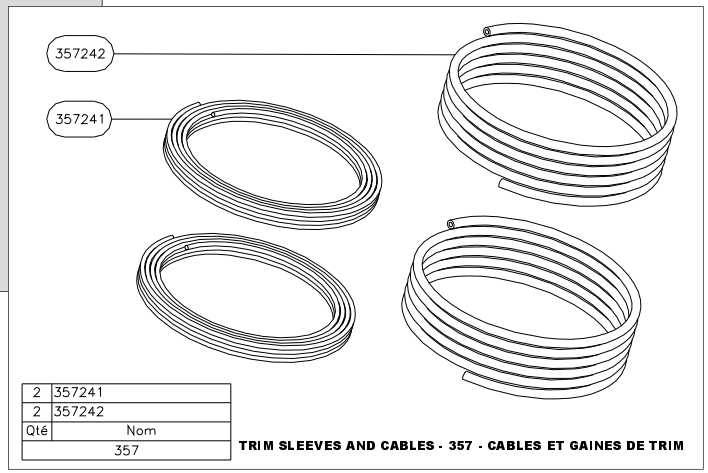

Qté	Nom
2	357241
2	357242
	357

TRIM SLEEVES AND CABLES - 357 - CABLES ET GAINES DE TRIM

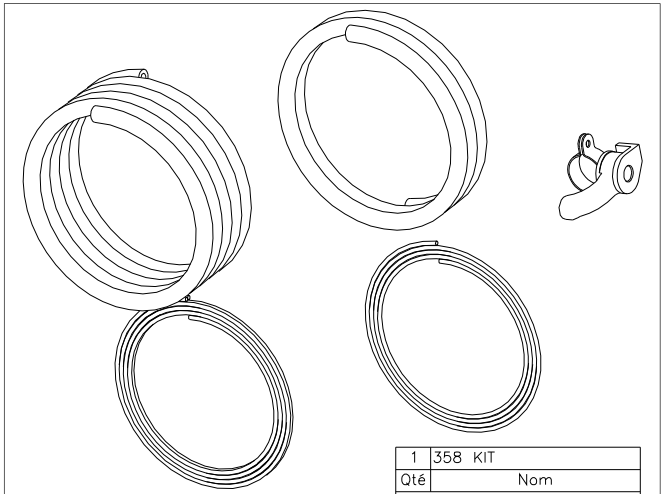

Qté	Nom
1	358 KIT
	358–Jabiru

THROTTLE AND CHOKE CABLES - 358 - CABLES DE GAZ ET STARTER
For Jabiru engine **Pour moteur Jabiru**

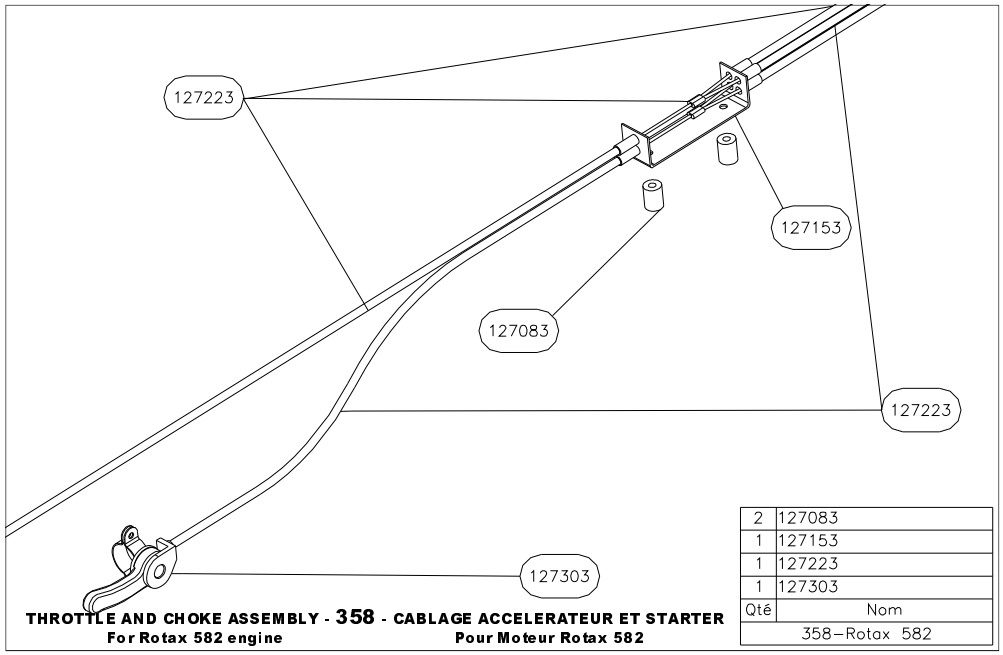

Qté	Nom
2	127083
1	127153
1	127223
1	127303
	358–Rotax 582

THROTTLE AND CHOKE ASSEMBLY - 358 - CABLAGE ACCELERATEUR ET STARTER
For Rotax 582 engine **Pour Moteur Rotax 582**

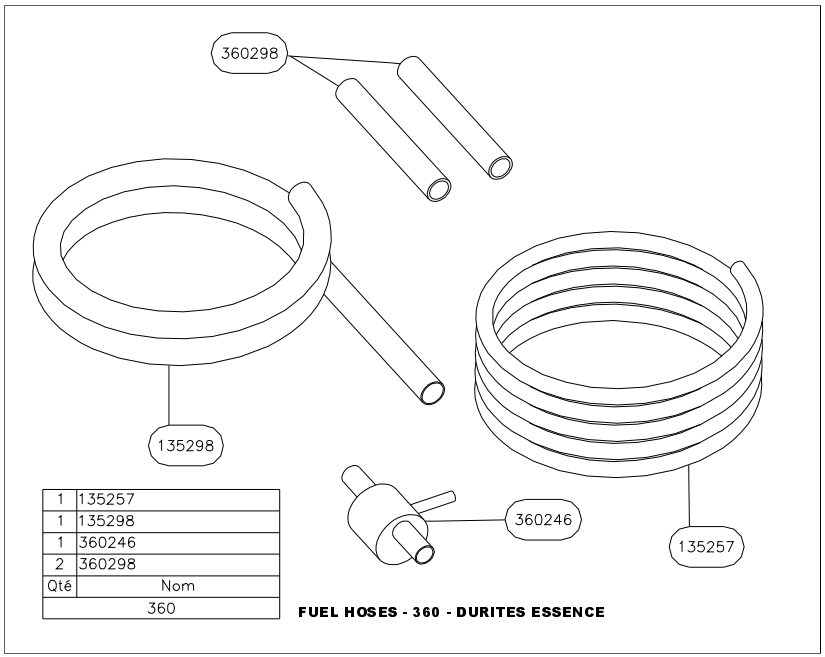

Qté	Nom
1	135257
1	135298
1	360246
2	360298
	360

FUEL HOSES - 360 - DURITES ESSENCE

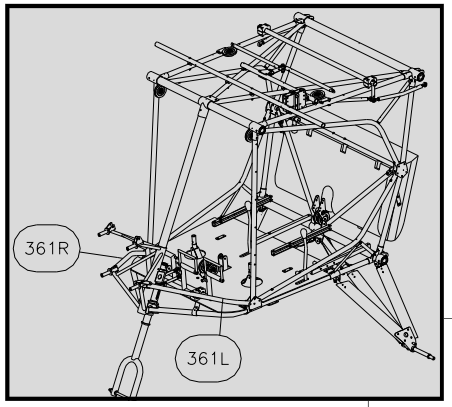

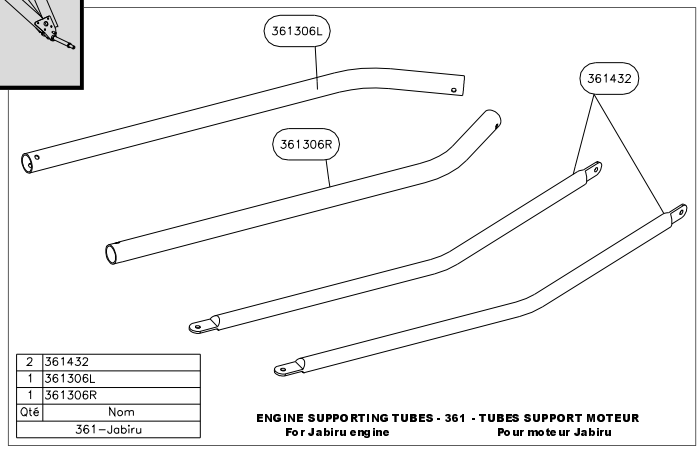

Qté	Nom
2	361432
1	361306L
1	361306R
361–Jabiru	

ENGINE SUPPORTING TUBES - 361 - TUBES SUPPORT MOTEUR
For Jabiru engine **Pour moteur Jabiru**

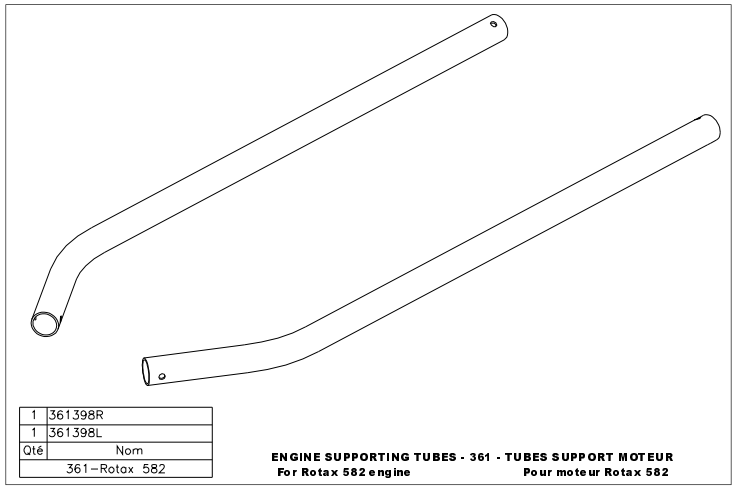

Qté	Nom
1	361398R
1	361398L
361–Rotax 582	

ENGINE SUPPORTING TUBES - 361 - TUBES SUPPORT MOTEUR
For Rotax 582 engine **Pour moteur Rotax 582**

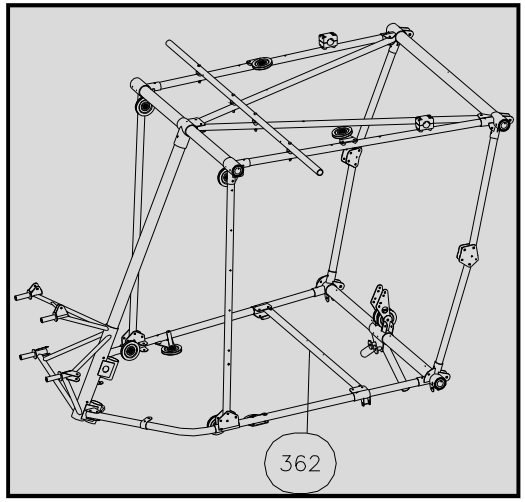

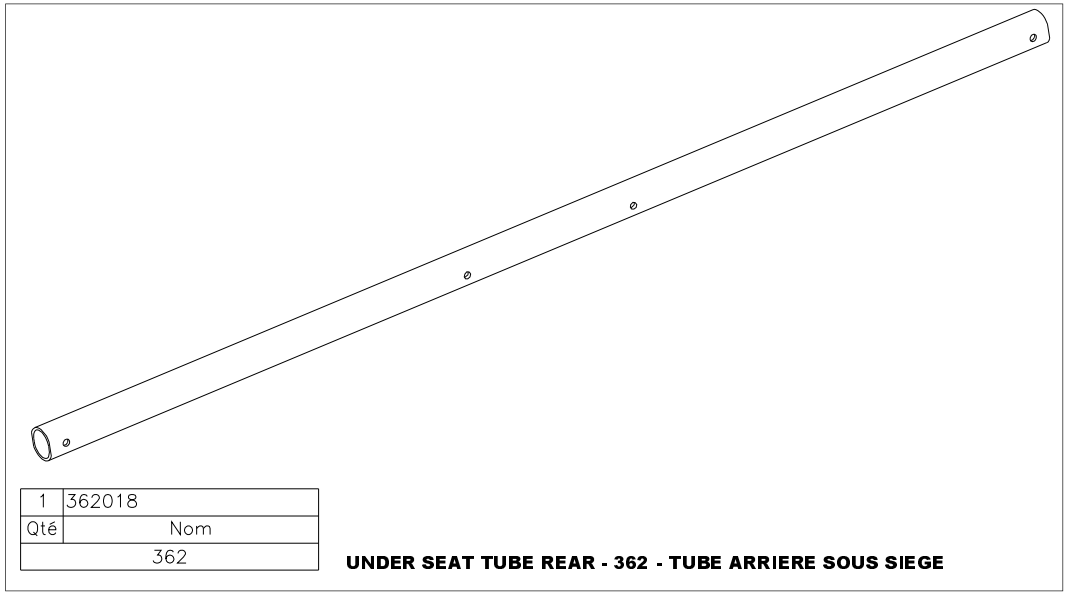

Qté	Nom
1	362018
362	

UNDER SEAT TUBE REAR - 362 - TUBE ARRIERE SOUS SIEGE

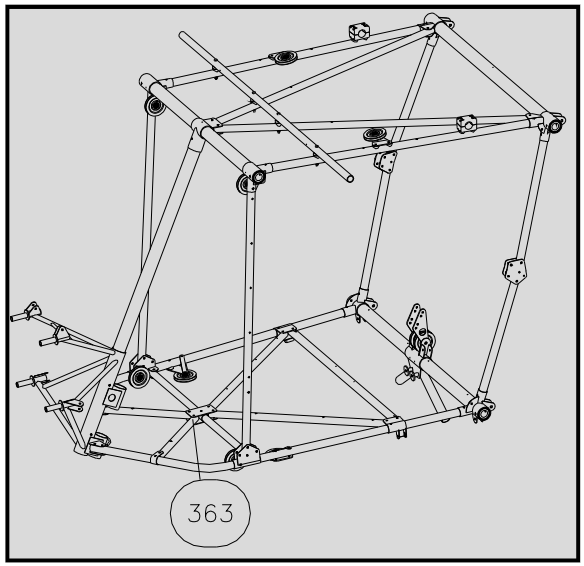

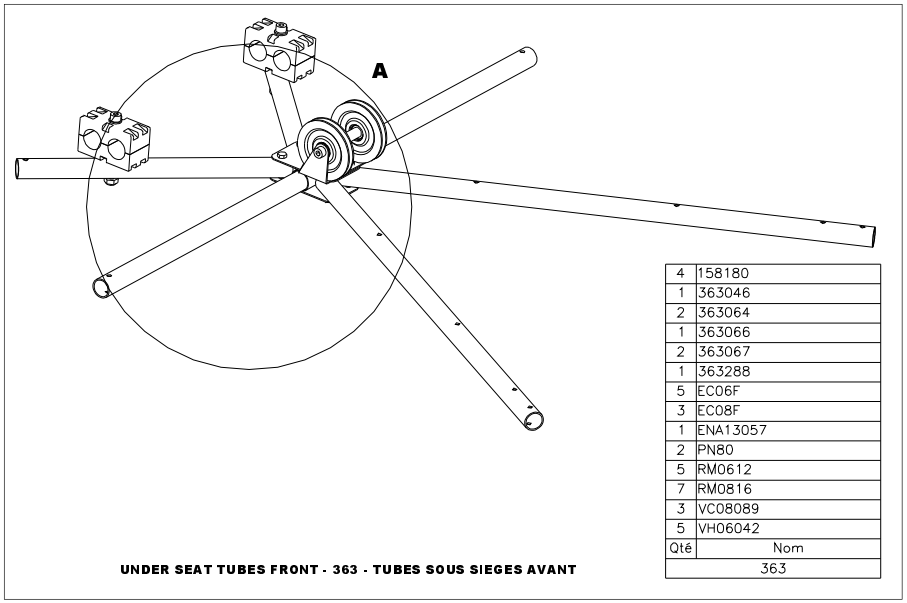

Qté	Nom
4	158180
1	363046
2	363064
1	363066
2	363067
1	363288
5	EC06F
3	EC08F
1	ENA13057
2	PN80
5	RM0612
7	RM0816
3	VC08089
5	VH06042
	363

UNDER SEAT TUBES FRONT - 363 - TUBES SOUS SIEGES AVANT

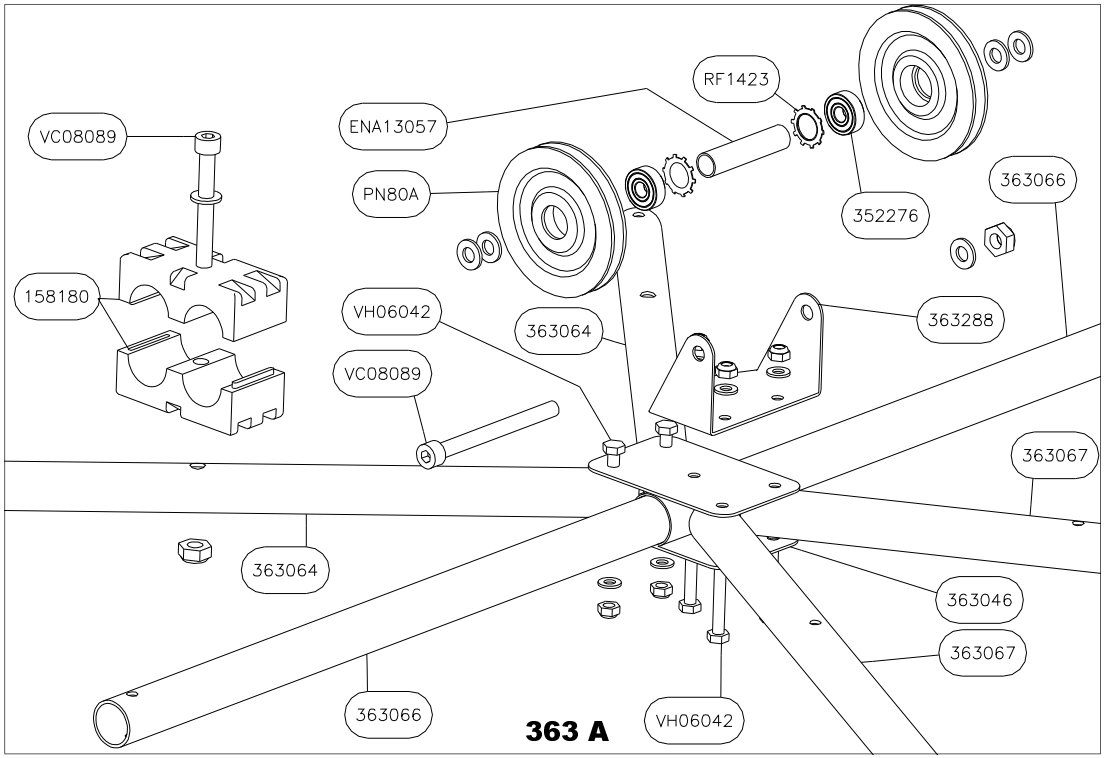

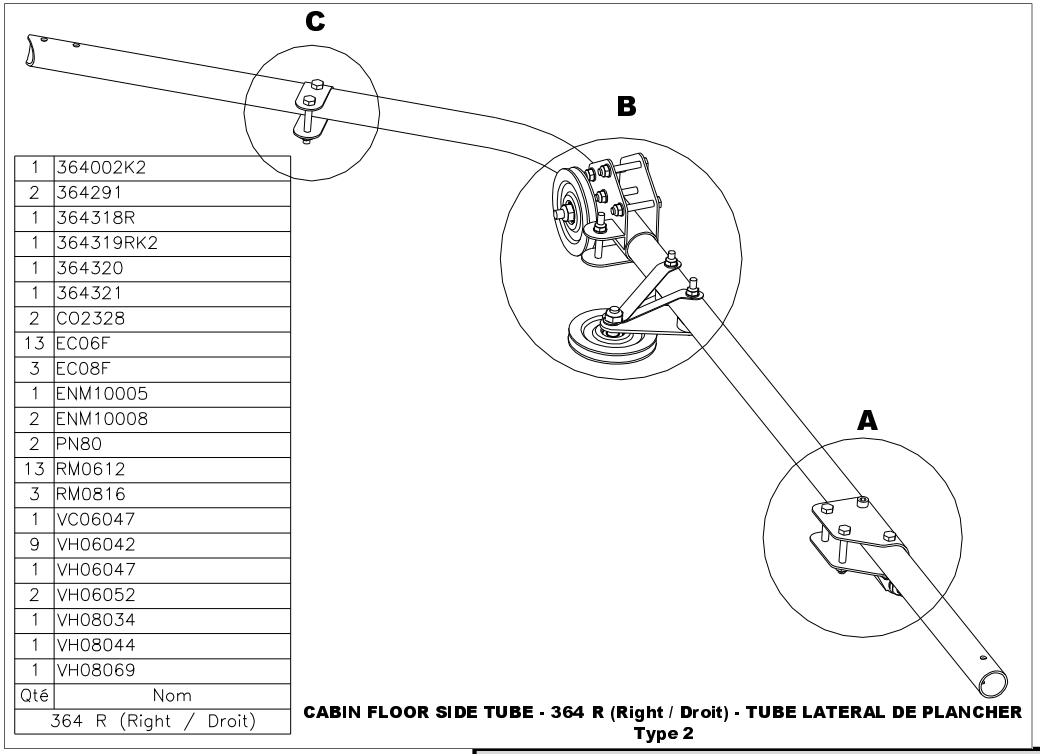

Qté	Nom
1	364002K2
2	364291
1	364318R
1	364319RK2
1	364320
1	364321
2	CO2328
13	EC06F
3	EC08F
1	ENM10005
2	ENM10008
2	PN80
13	RM0612
3	RM0816
1	VC06047
9	VH06042
1	VH06047
2	VH06052
1	VH08034
1	VH08044
1	VH08069

364 R (Right / Droit)

CABIN FLOOR SIDE TUBE - 364 R (Right / Droit) - TUBE LATERAL DE PLANCHER
Type 2

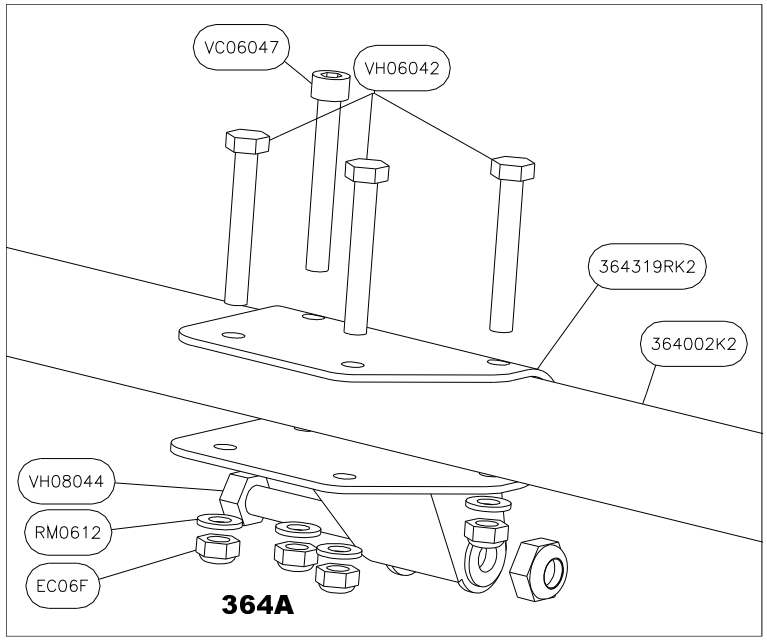

364A

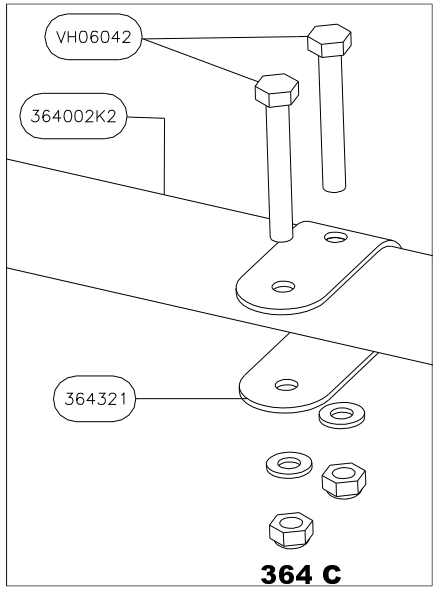

364 C

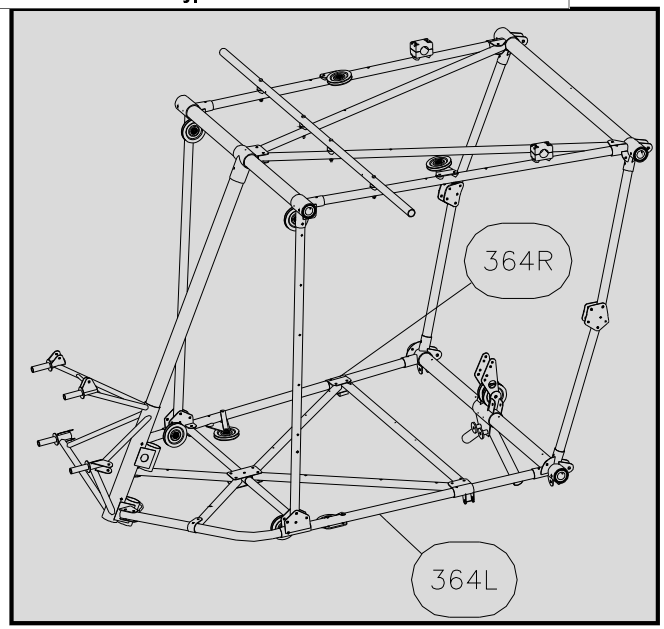

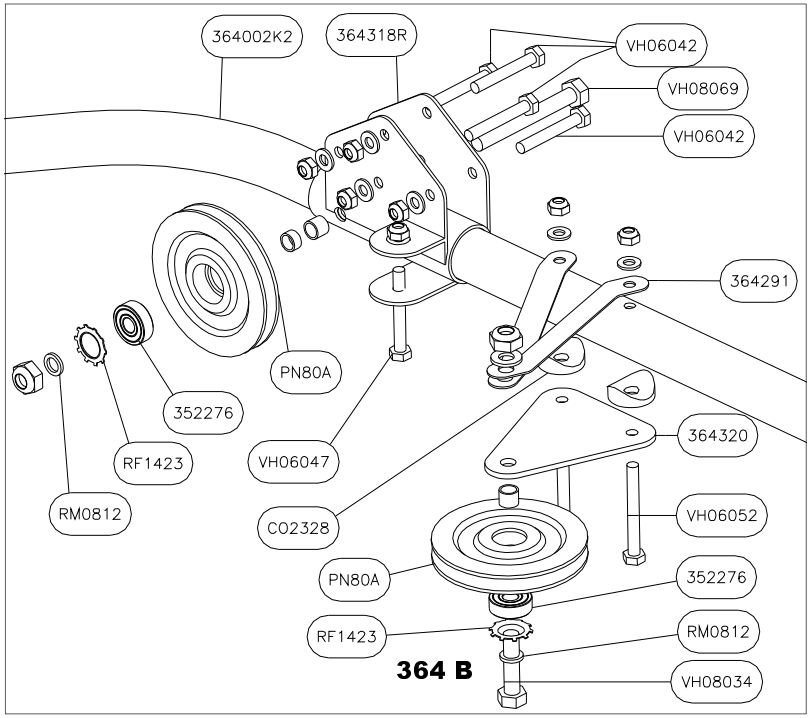

364 B

Qté	Nom
1	111237L
1	111237R
1	111238L
1	111238R
4	347253
1	365003K2
1	365012LK2
1	365012RK2
2	365025K2
1	365036
2	365037
2	365041
4	AB25
2	AX08040
2	AX10072
4	CO2325
18	EC06F
5	EC08F
1	ENA13020
2	PN80
16	RM0612
8	RM0816
6	RN0820
4	VC06082
2	VH06012
5	VH06042
1	VH06047
2	VH06052
4	VH06062
2	VH08054
1	VH08064
2	VH08109
365	

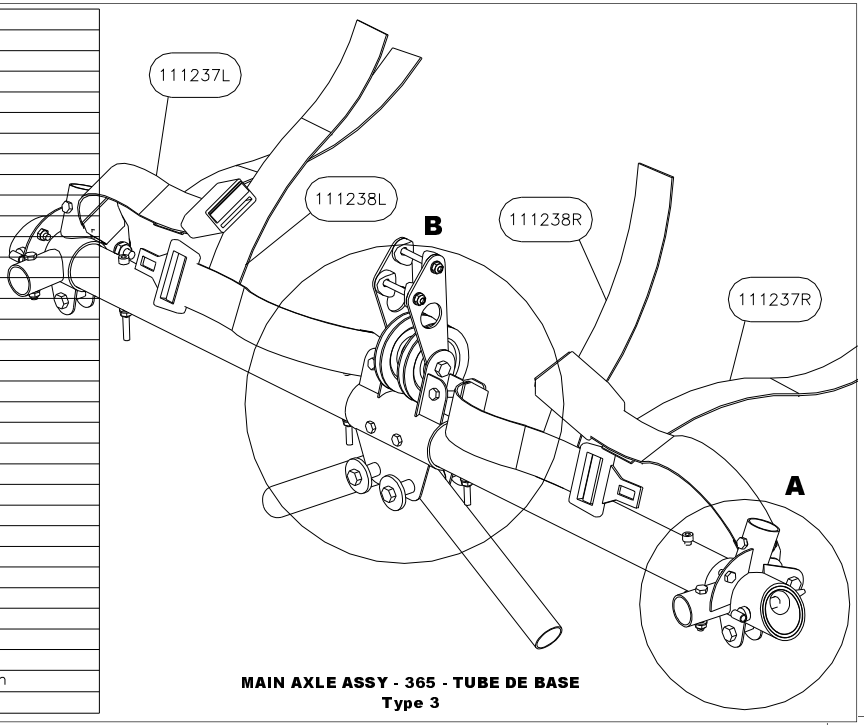

MAIN AXLE ASSY - 365 - TUBE DE BASE
Type 3

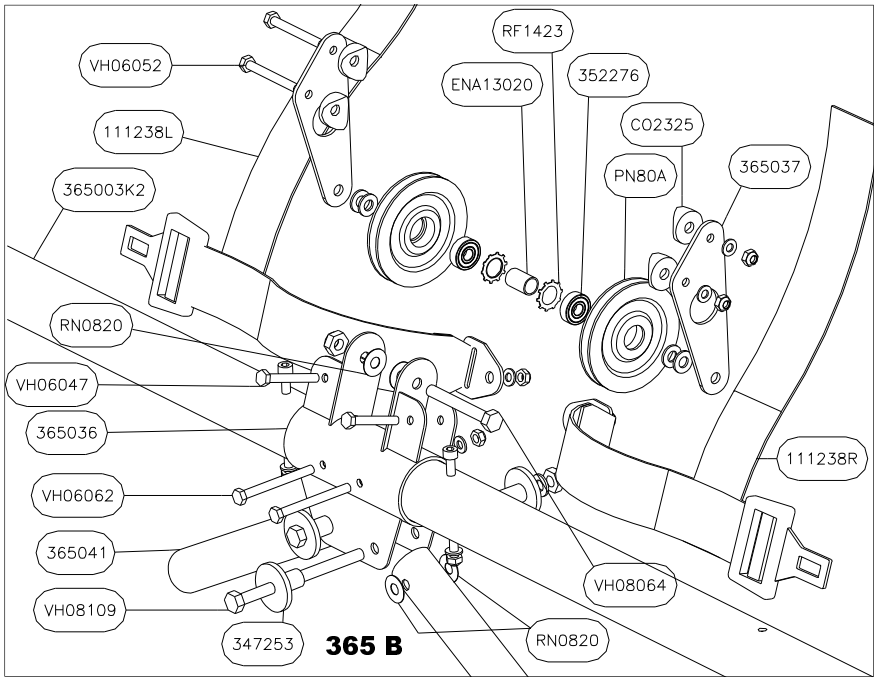

365 B

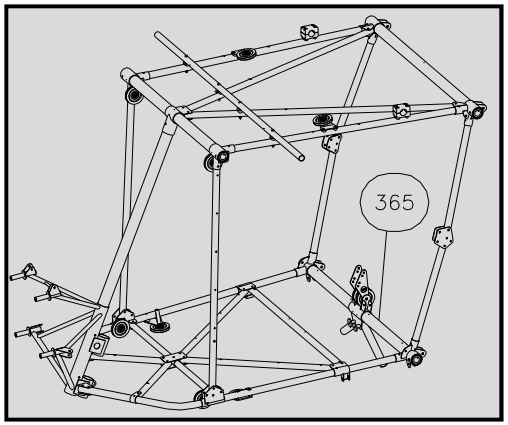

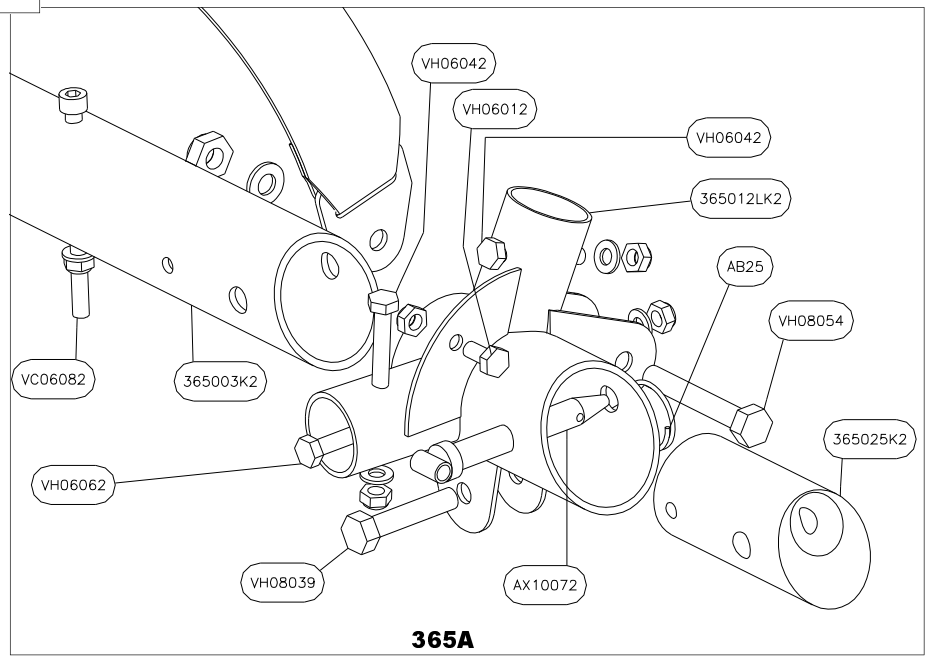

365A

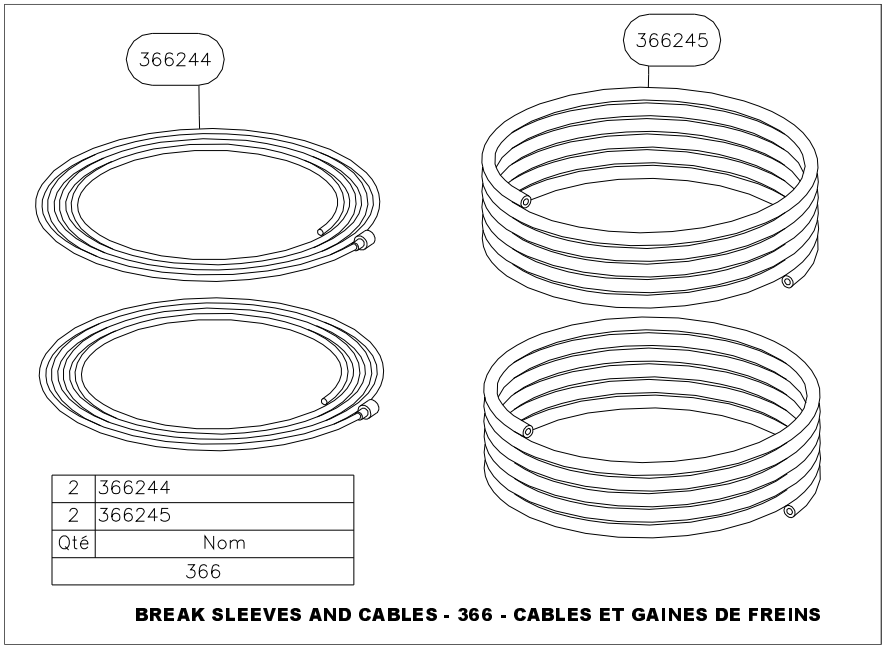

Qté	Nom
2	366244
2	366245
366	

BREAK SLEEVES AND CABLES - 366 - CABLES ET GAINES DE FREINS

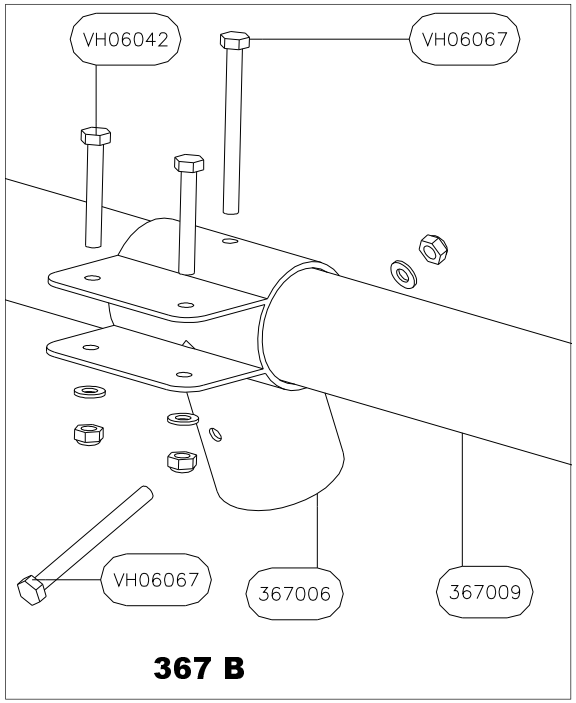

367 B

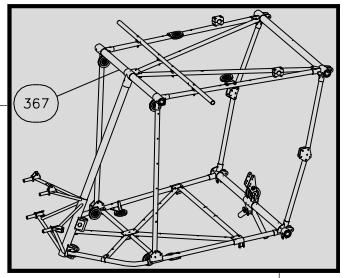

Qté	Nom
1	367004RK2
1	367004LK2
1	367006
1	367009
2	367025
2	AB25
2	AX08072
10	EC06F
2	EC08F
2	ENM10013
2	PN80
10	RM0612
2	RM0816
6	VH06042
4	VH06067
2	VH08064
367	

CABIN TOP FRONT TUBE - 367 - TUBE DE CABINE SUPERIEUR AVANT
Type 3

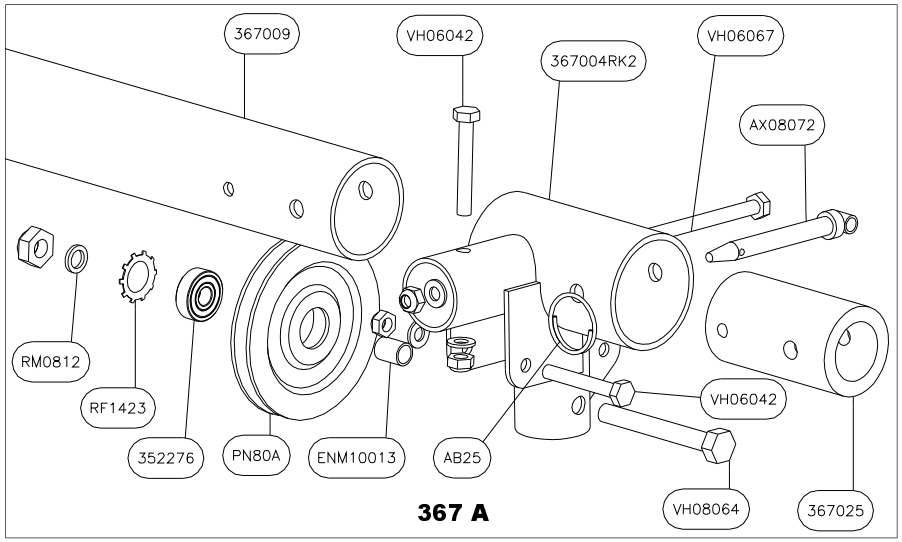

367 A

Qté	Nom
1	158091
4	337282
1	337286
4	351395
1	352278
4	352278K2
1	368278
1	368340
2	368341K2
2	368342
2	368343K3
1	368344B
1	368344K2
1	368345
1	368346
2	368347
3	CO2325
6	EC04F
4	EC06
7	EC06F
1	EC08
4	RM0612
6	RN0624
6	VB04025
1	VC06092
1	VC08029
2	VH06017
1	VH06042
1	VH06047
2	VH06067
368	

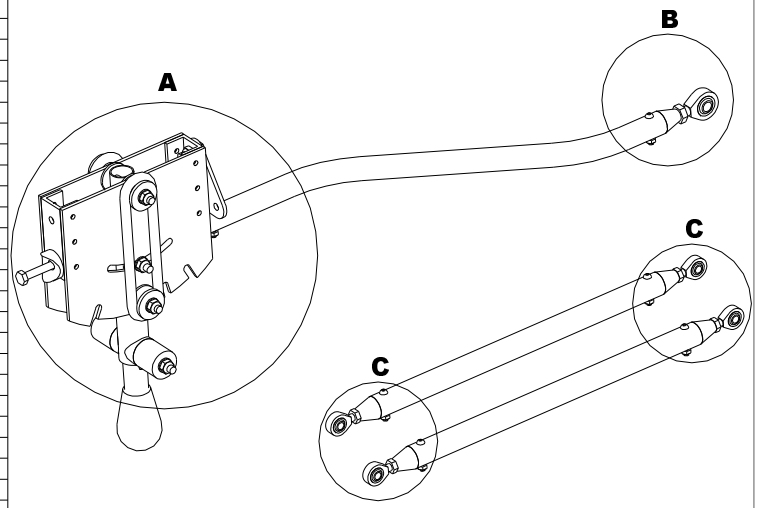

FLAP CONTROL - 368 - COMMANDE DE VOLETS
Type 3

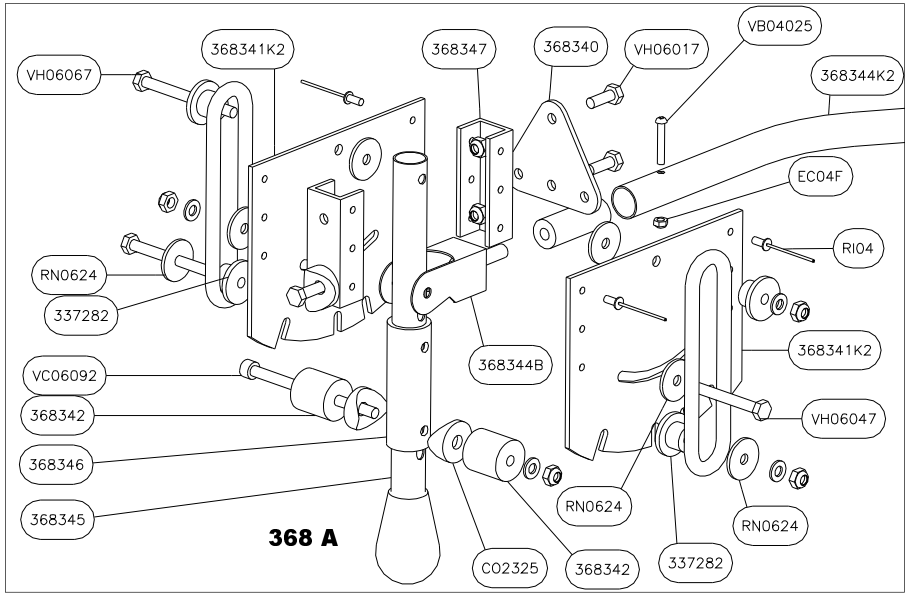

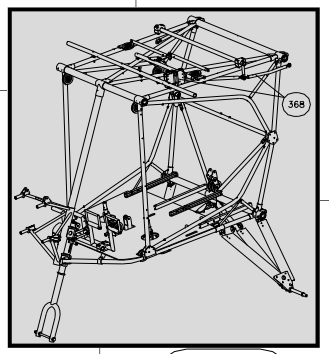

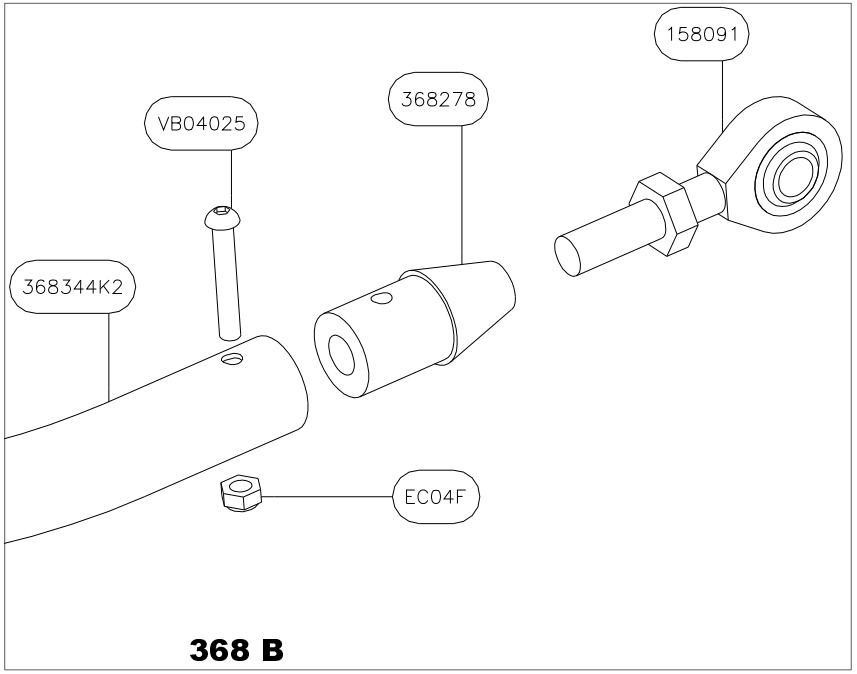

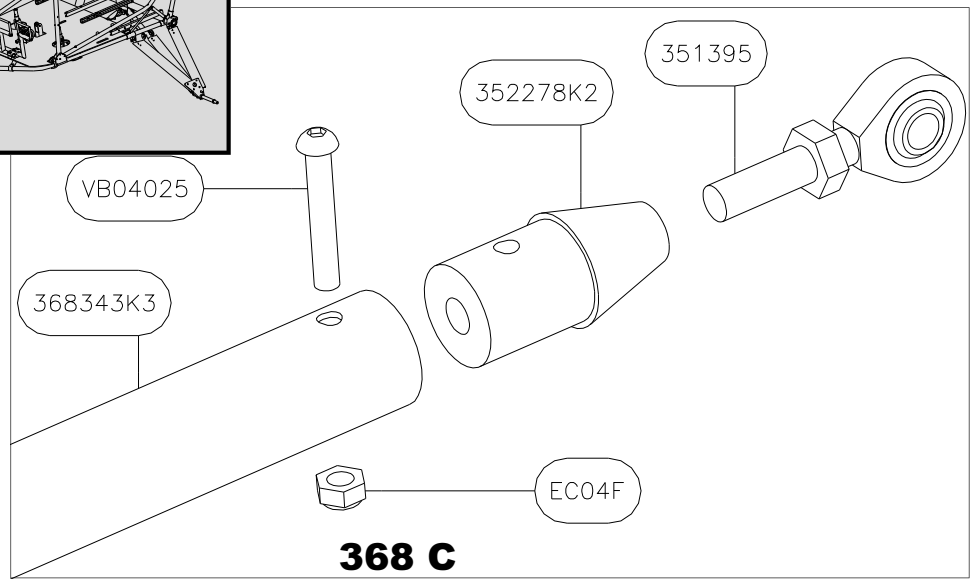

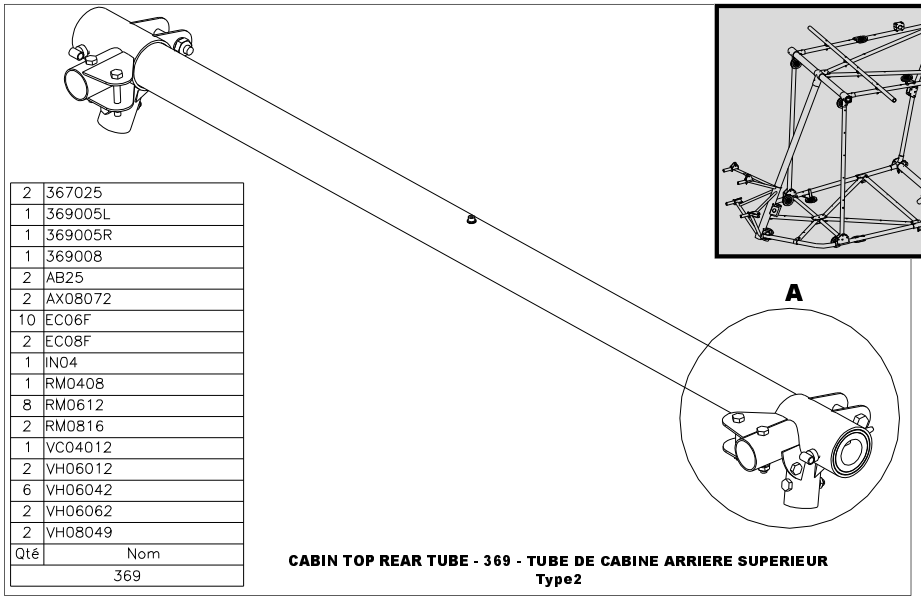

Qté	Nom
2	367025
1	369005L
1	369005R
1	369008
2	AB25
2	AX08072
10	EC06F
2	EC08F
1	IN04
1	RM0408
8	RM0612
2	RM0816
1	VC04012
2	VH06012
6	VH06042
2	VH06062
2	VH08049
369	

CABIN TOP REAR TUBE - 369 - TUBE DE CABINE ARRIERE SUPERIEUR
Type2

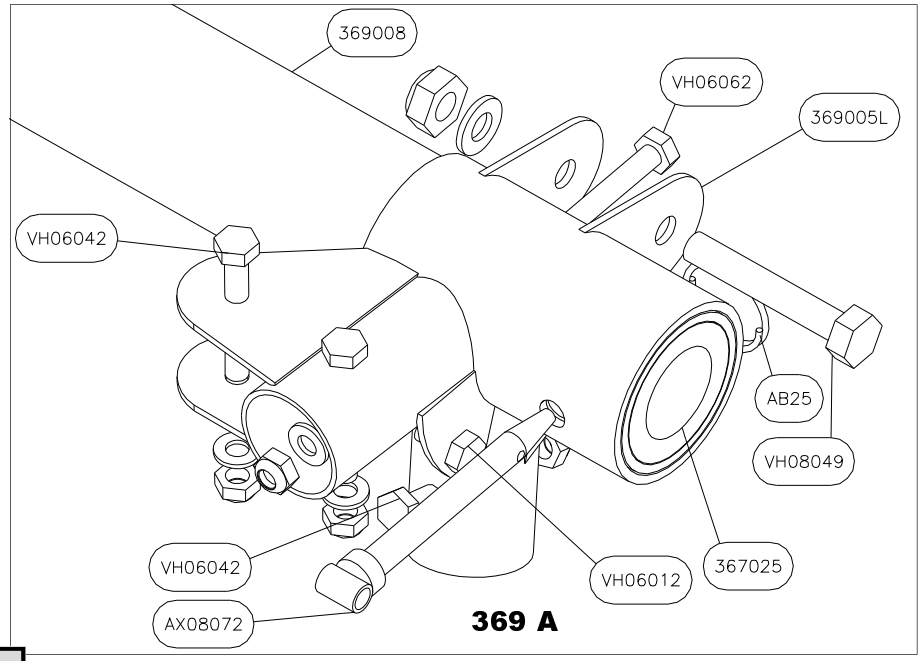

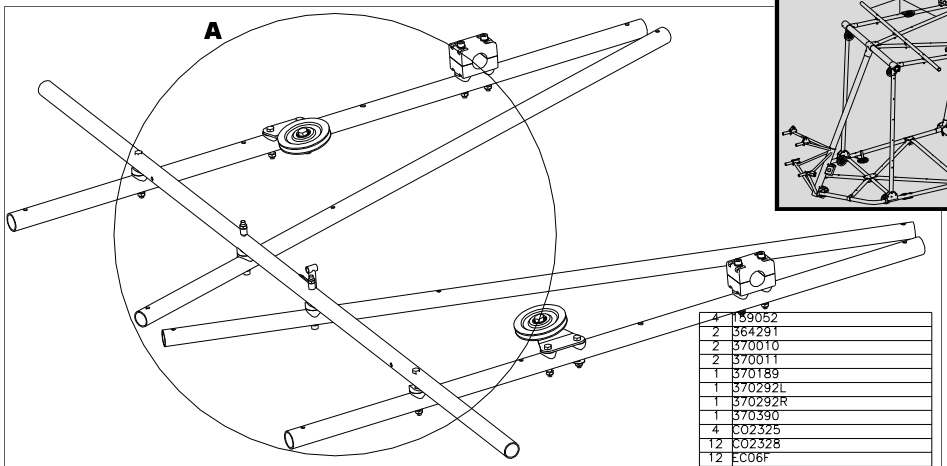

Qté	Nom
4	159052
2	364291
2	370010
2	370011
1	370189
1	370292L
1	370292R
1	370390
4	CO2325
12	CO2328
12	EC06F
2	EC08F
2	ENA10010
2	ENM10005
2	PN80
4	RM0612
4	RM0816
2	VC06082
4	VC06087
4	VH06047
2	VH06072
2	VH08034
370	

CABIN TOP DIAGONAL AND SIDE TUBES - 370 - TUBES DE CABINE SUPERIEURS DIAGONAUX ET LATERAUX

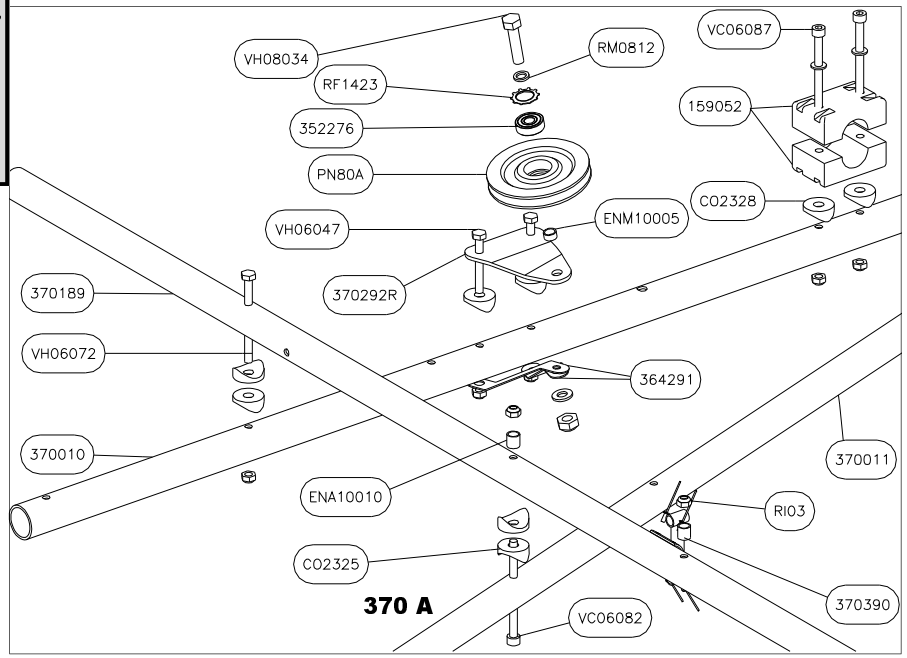

***X=LETTER FOR MAIN COLOUR CODE**
(FOR EXAMPLE, A LEFT FLAP FABRIC 371373L IN YELLOW COLOUR WILL HAVE CODE NUMBER 371373LY)

***X=LETTRE POUR CODE COULEUR PRINCIPALE**
(PAR EXEMPLE, UNE TOILE DE VOLET GAUCHE 371373L DE COULEUR JAUNE SERA REFERENCEE 371373LY)

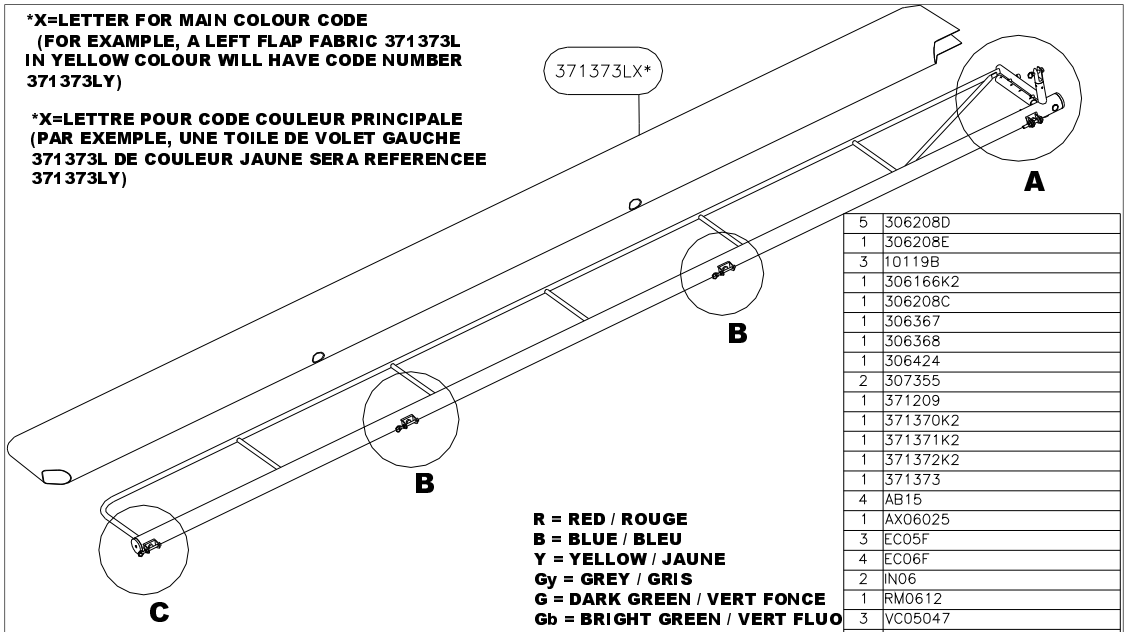

R = RED / ROUGE
B = BLUE / BLEU
Y = YELLOW / JAUNE
Gy = GREY / GRIS
G = DARK GREEN / VERT FONCE
Gb = BRIGHT GREEN / VERT FLUO
T = TURQUOISE
P = PURPLE / VIOLET
O = ORANGE
Bk = BLACK / NOIR
W = WHITE / BLANC

Qté	Nom
5	306208D
1	306208E
3	10119B
1	306166K2
1	306208C
1	306367
1	306368
1	306424
2	307355
1	371209
1	371370K2
1	371371K2
1	371372K2
1	371373
4	AB15
1	AX06025
3	EC05F
4	EC06F
2	IN06
1	RM0612
3	VC05047
2	VC06025
1	VH06025
3	VH06047
1	VH06052
1	VH06057
371L	

FLAPS - 371L (left / gauche) - VOLETS
Type 2

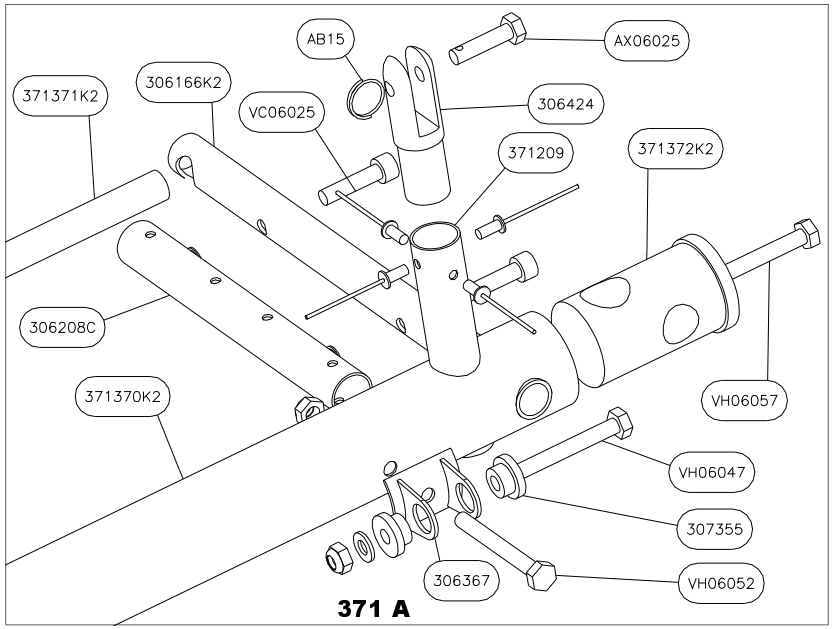

371 A

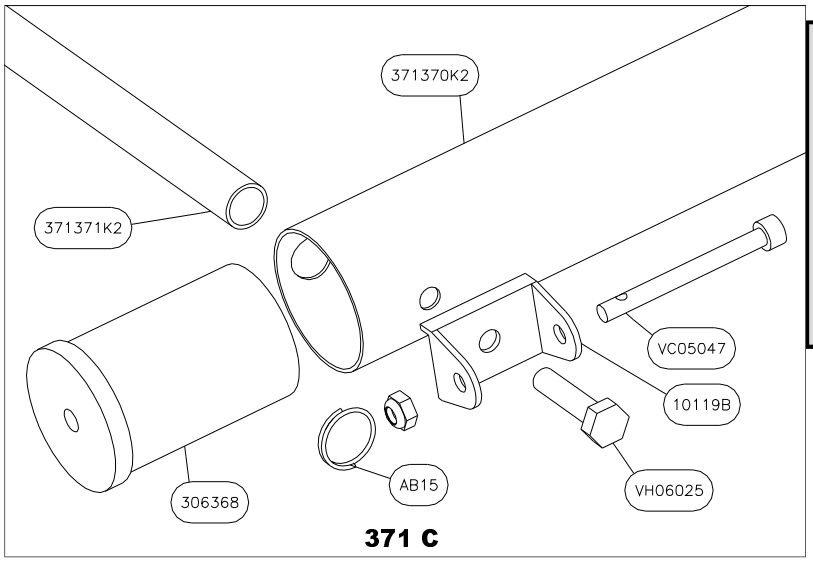

371 C

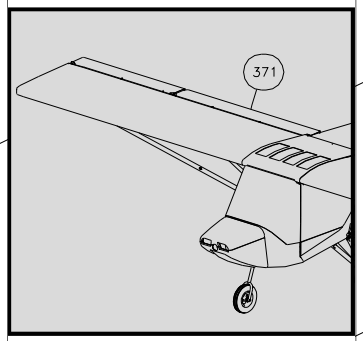

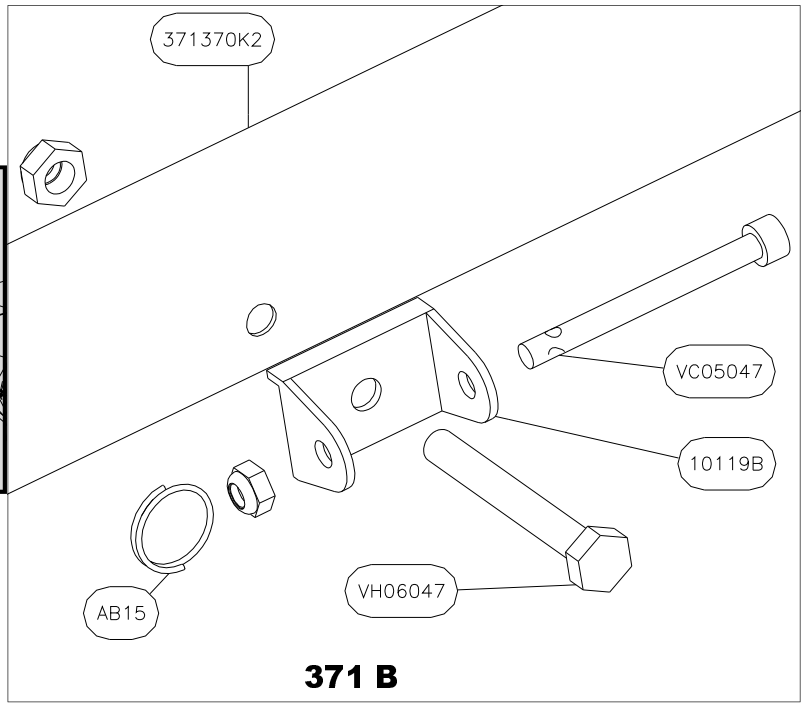

371 B

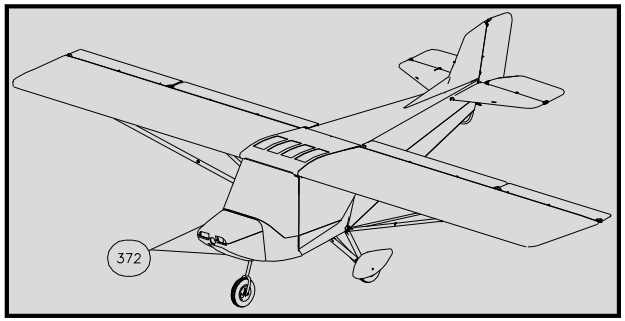

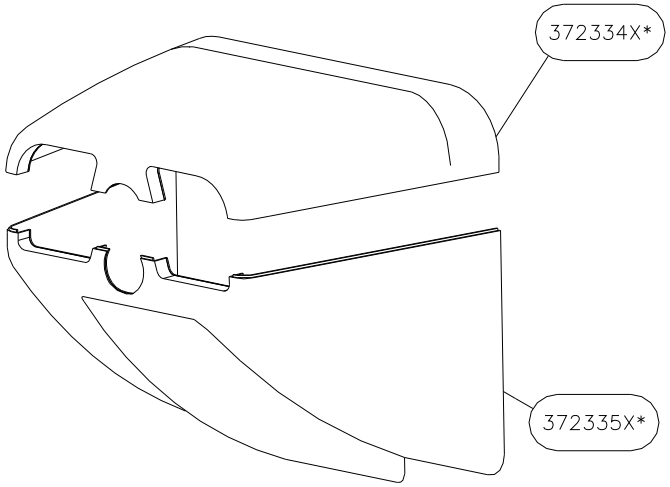

***X=LETTER FOR MAIN COLOUR CODE**
(FOR EXAMPLE, THE UPPER POD 372334 IN YELLOW COLOUR WILL HAVE CODE NUMBER 372334Y)

***X=LETTRE POUR CODE COULEUR PRINCIPALE**
(PAR EXEMPLE, UN CAPOT SUPERIEUR 372334 JAUNE SERA REFERENCE 372334Y)

R = RED / ROUGE
B = BLUE / BLEU
Y = YELLOW / JAUNE
Gy = GREY / GRIS
G = DARK GREEN / VERT FONCE
Gb = BRIGHT GREEN / VERT FLUO
T = TURQUOISE
P = PURPLE / VIOLET
O = ORANGE
Bk = BLACK / NOIR
W = WHITE / BLANC

1	372334
1	372335
Qté	Nom
372	

FRONT POD UP AND BOTTOM - 372 -
CAPOT MOTEUR INFERIEUR ET SUPERIEUR

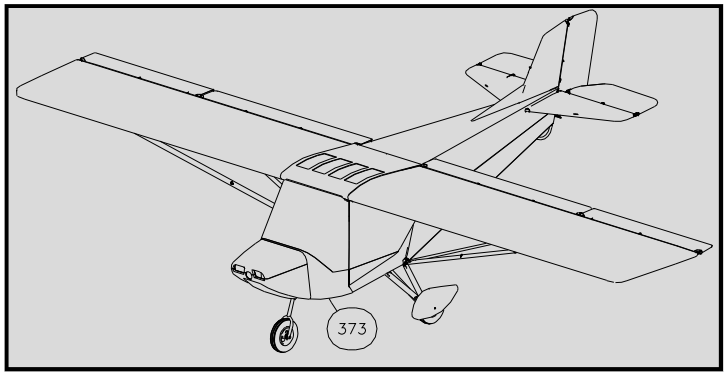

***X=LETTER FOR MAIN COLOUR CODE**
(FOR EXAMPLE, A POD 373333 IN YELLOW COLOUR WILL HAVE CODE NUMBER 373333Y)

***X=LETTRE POUR CODE COULEUR PRINCIPALE**
(PAR EXEMPLE, UN CARENAGE 373333 JAUNE SERA REFERENCEE 373333Y)

R = RED / ROUGE
B = BLUE / BLEU
Y = YELLOW / JAUNE
Gy = GREY / GRIS
G = DARK GREEN / VERT FONCE
Gb = BRIGHT GREEN / VERT FLUO
T = TURQUOISE
P = PURPLE / VIOLET
O = ORANGE
Bk = BLACK / NOIR
W = WHITE / BLANC

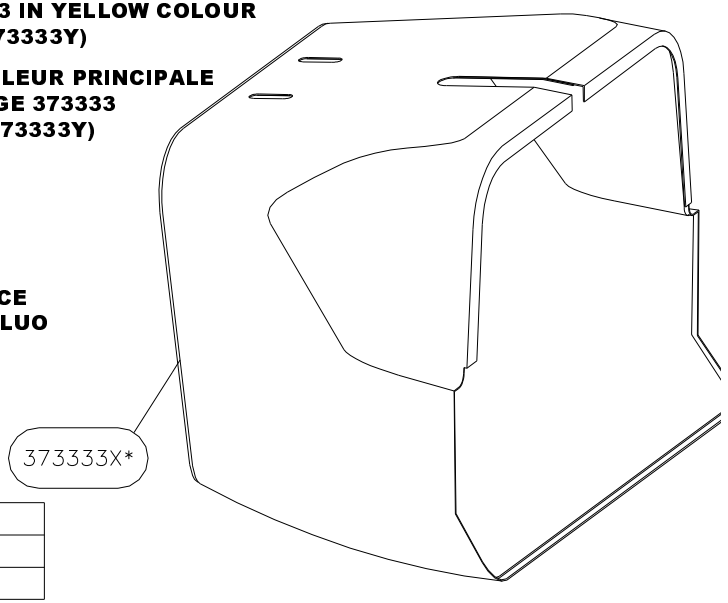

1	373333
Qté	Nom
373	

COCKPIT POD MID SECTION - 373 - CARENAGE PARTIE CENTRALE

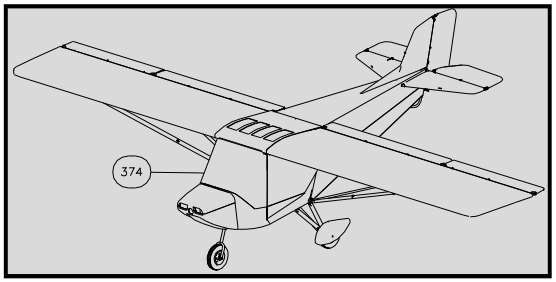

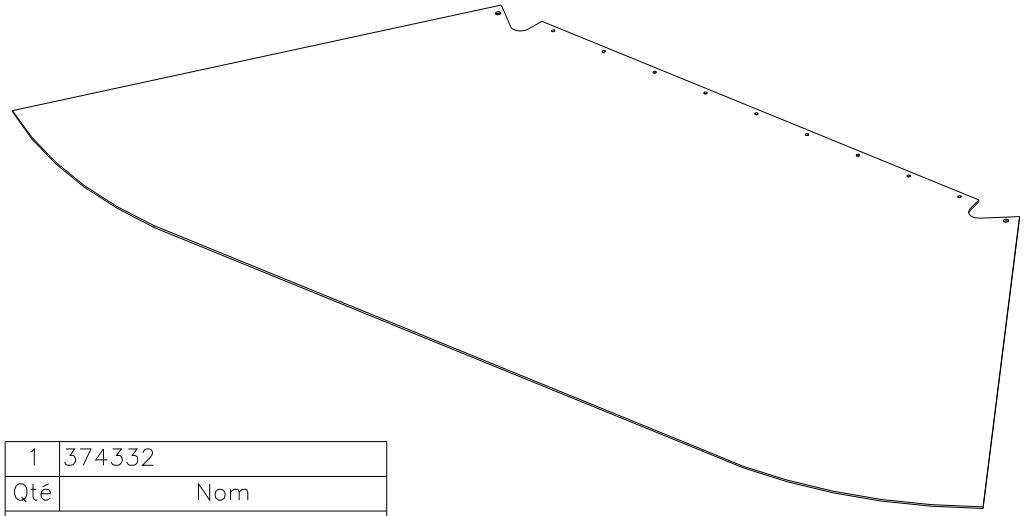

1	374332
Qté	Nom
374	

WINDSCREEN - 374 - PARE BRISE

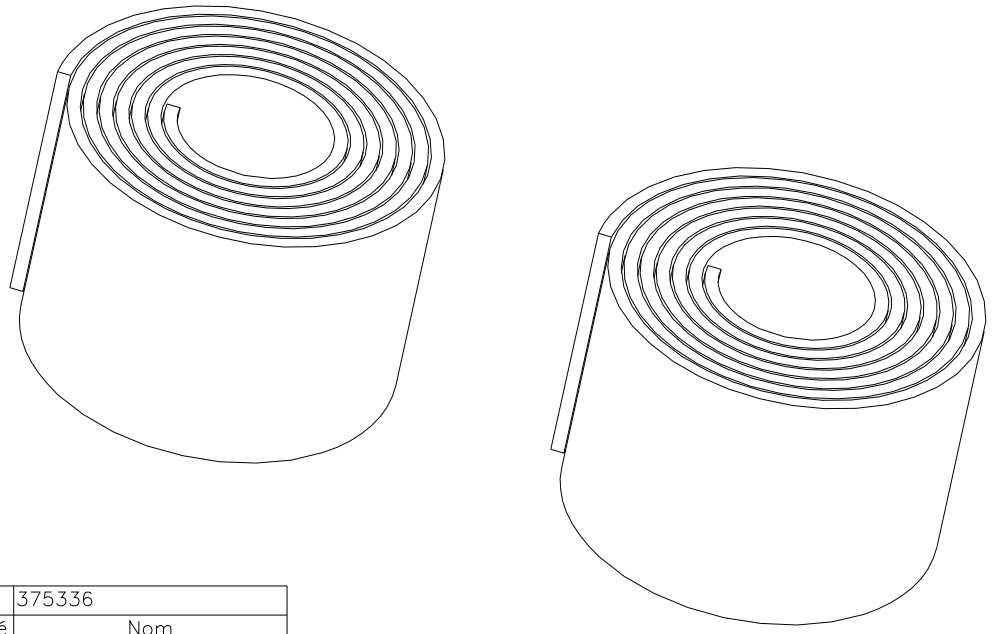

2	375336
Qté	Nom
375	

LEADING EDGE FOAM - 375 - MOUSSE DE BORD D'ATTAQUE

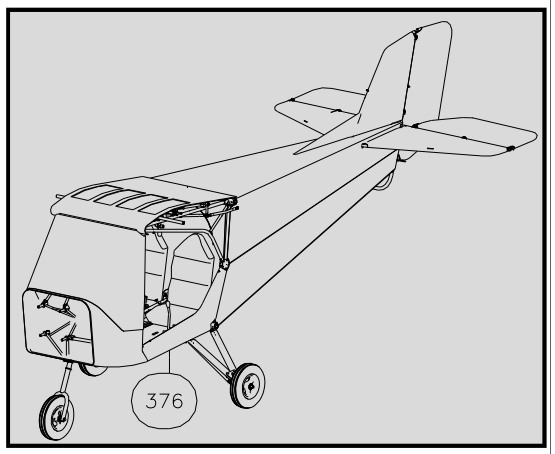

***X=LETTER FOR MAIN COLOUR CODE**
(FOR EXAMPLE, A LEFT CABIN SIDE 376378L IN YELLOW COLOUR WILL HAVE CODE NUMBER 376378LY)

***X=LETTRE POUR CODE COULEUR PRINCIPALE**
(PAR EXEMPLE, UN FLANC DE CABINE GAUCHE 376378L DE COULEUR JAUNE SERA REFERENCE 376378LY)

R = RED / ROUGE
B = BLUE / BLEU
Y = YELLOW / JAUNE
Gy = GREY / GRIS
G = DARK GREEN / VERT FONCE
Gb = BRIGHT GREEN / VERT FLUO
T = TURQUOISE
P = PURPLE / VIOLET
O = ORANGE
Bk = BLACK / NOIR
W = WHITE / BLANC

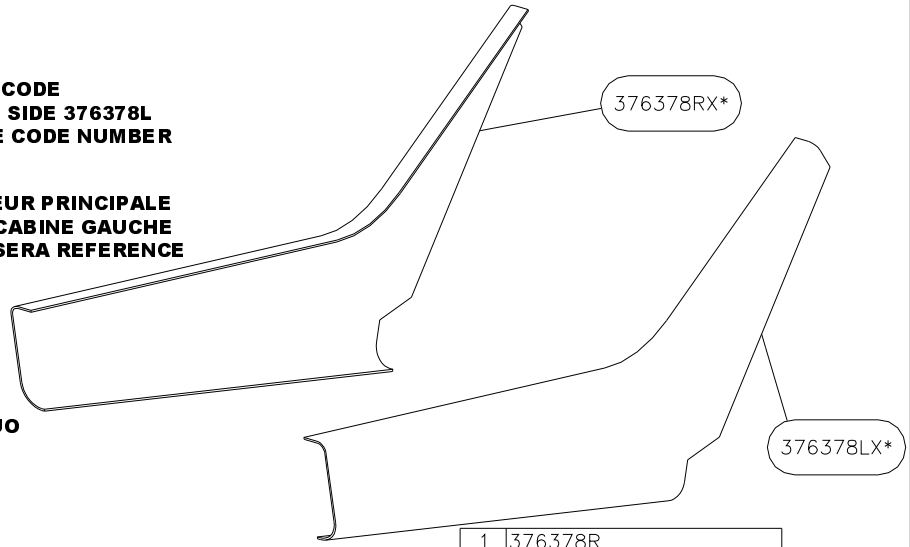

Qté	Nom
1	376378R
1	376378L

376

CABIN BOTTOM SIDE - 376 - FLANC DE CABINE INFERIEUR

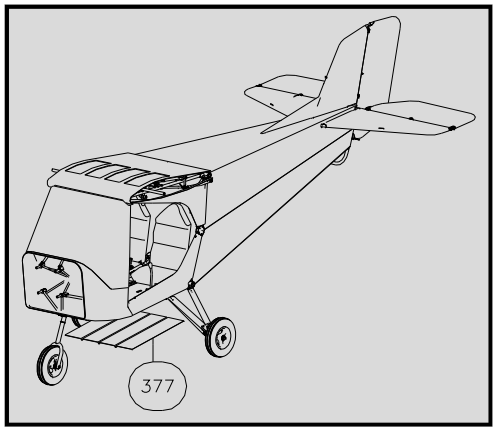

***X=LETTER FOR MAIN COLOUR CODE**
(FOR EXAMPLE, A CABIN BOTTOM 377381 IN YELLOW COLOUR WILL HAVE CODE NUMBER 377381Y)

***X=LETTRE POUR CODE COULEUR PRINCIPALE**
(PAR EXEMPLE, UN DESSOUS DE CABINE 377381 DE COULEUR JAUNE SERA REFERENCE 377381Y)

R = RED / ROUGE
B = BLUE / BLEU
Y = YELLOW / JAUNE
Gy = GREY / GRIS
G = DARK GREEN / VERT FONCE
Gb = BRIGHT GREEN / VERT FLUO
T = TURQUOISE
P = PURPLE / VIOLET
O = ORANGE
Bk = BLACK / NOIR
W = WHITE / BLANC

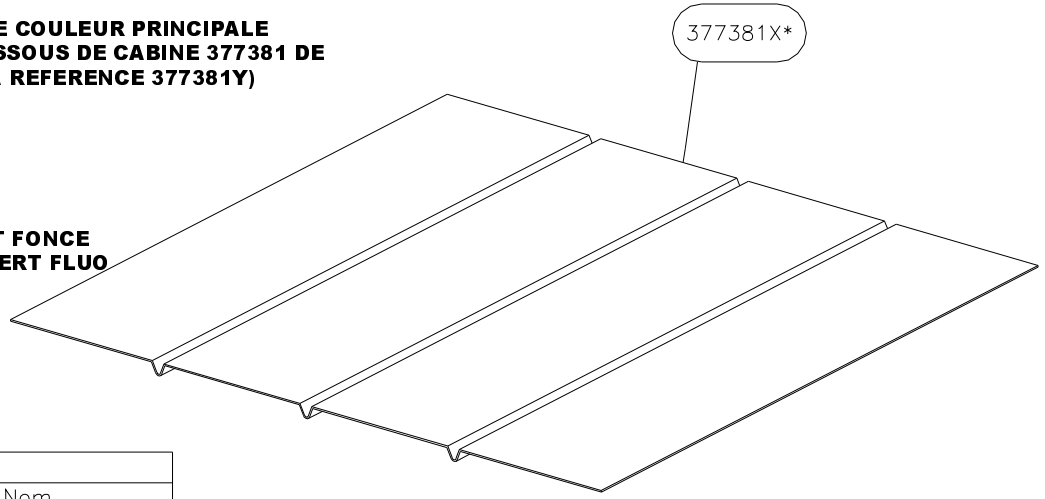

Qté	Nom
1	377381

377

CABIN BOTTOM - 377 - COMPOSITE SOUS PLANCHER

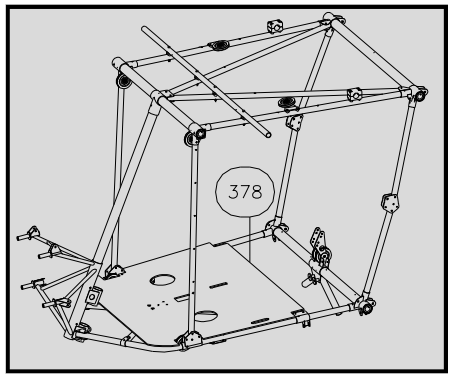

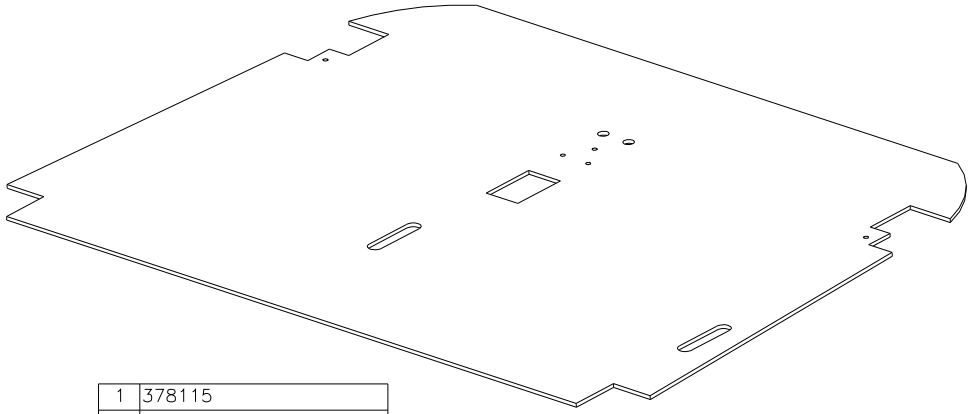

1	378115
Qté	Nom
378	

FLOOR BOARD - 378 - PLANCHER

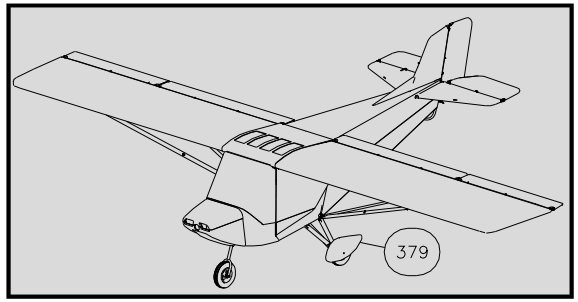

***X=LETTER FOR MAIN COLOUR CODE**
(FOR EXAMPLE, A LEFT WHEEL SPAT 379243L IN YELLOW COLOUR WILL HAVE CODE NUMBER 379243LY)

***X=LETTRE POUR CODE COULEUR PRINCIPALE**
(PAR EXEMPLE, UN CARENAGE DE ROUE GAUCHE 379243L DE COULEUR JAUNE SERA REFERENCE 379243LY)

R = RED / ROUGE
B = BLUE / BLEU
Y = YELLOW / JAUNE
Gy = GREY / GRIS
G = DARK GREEN / VERT FONCE
Gb = BRIGHT GREEN / VERT FLUO
T = TURQUOISE
P = PURPLE / VIOLET
O = ORANGE
Bk = BLACK / NOIR
W = WHITE / BLANC

1	379243L
1	379243LX*
1	379243R
1	379243RX*
2	379399
2	379400
8	RI04
2	VC06070
Qté	Nom
379	

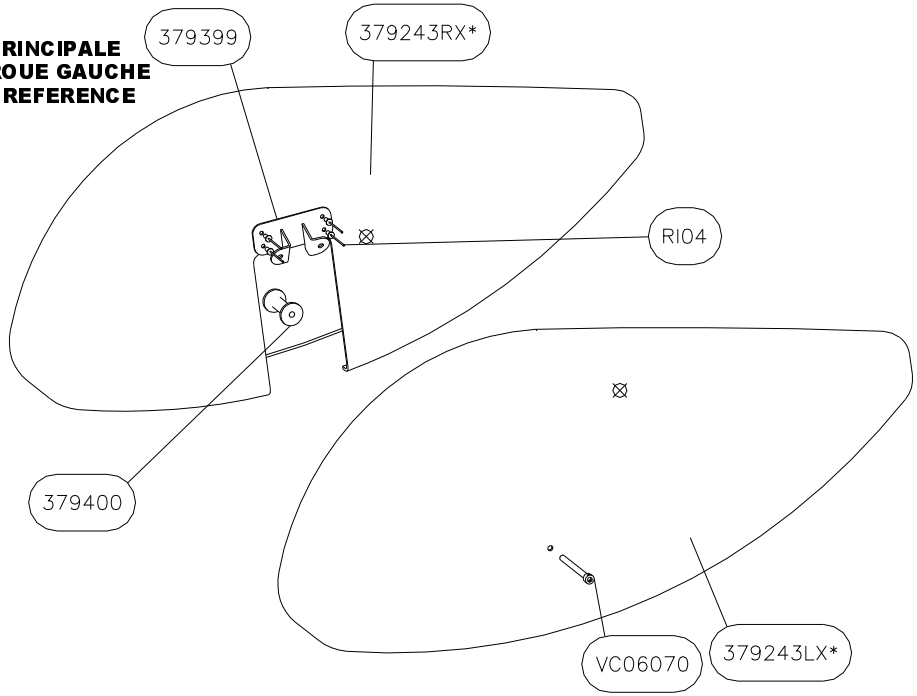

WHEEL SPATS - 379 - CARENAGES DE ROUES

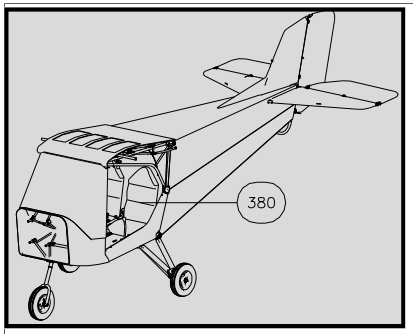

Qté	Nom
1	380411L
1	380411R
1	380412L
1	380412R
8	380413
2	380414
2	380415
2	380416
2	380417
12	EC06F
12	RM0612
8	VC06020
4	VH06017
8	VH06025

380

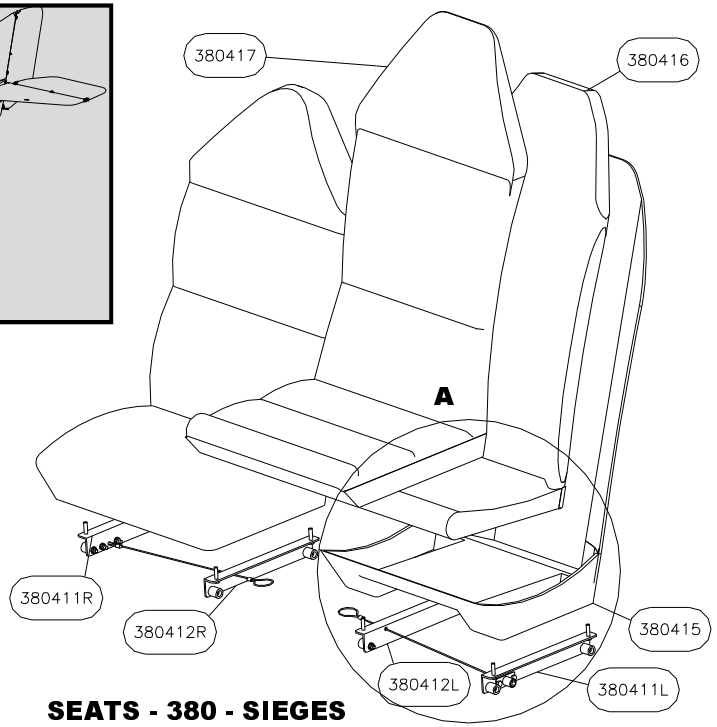

SEATS - 380 - SIEGES

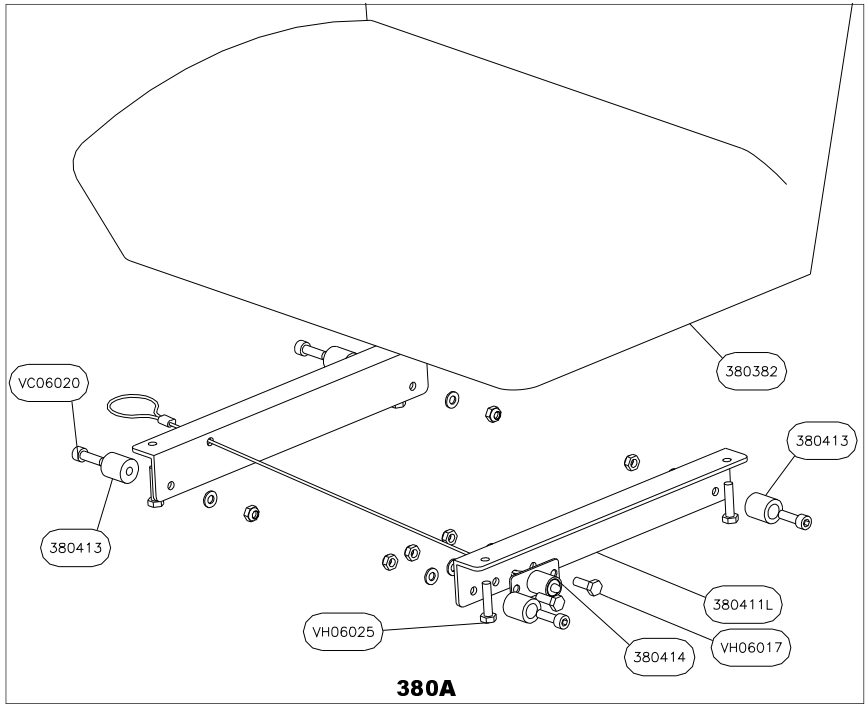

380A

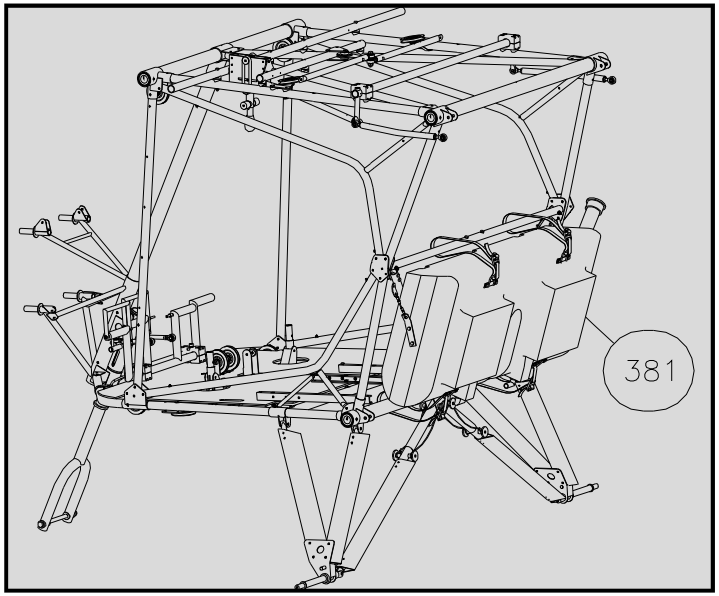

Durites essence: voir 360 page 47
Fuel hoses: see 360 page 47

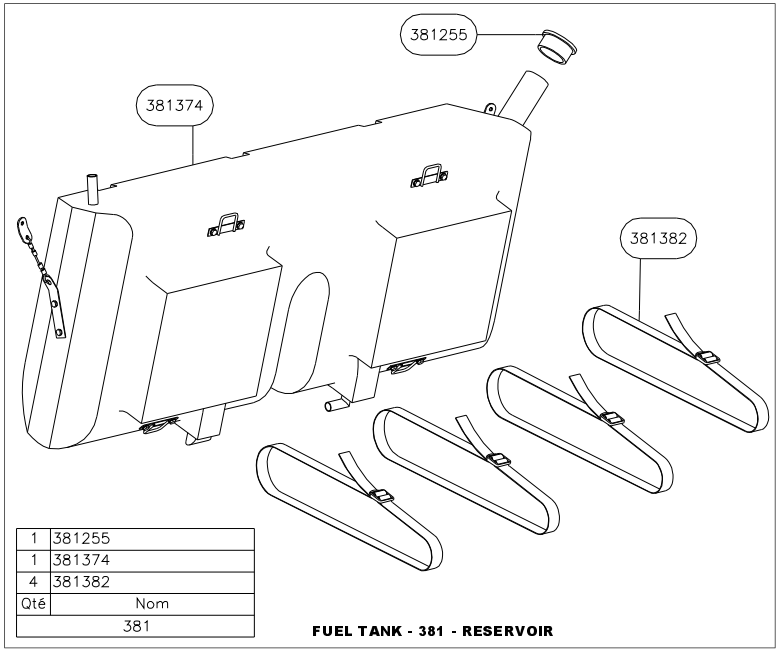

Qté	Nom
1	381255
1	381374
4	381382

381

FUEL TANK - 381 - RESERVOIR

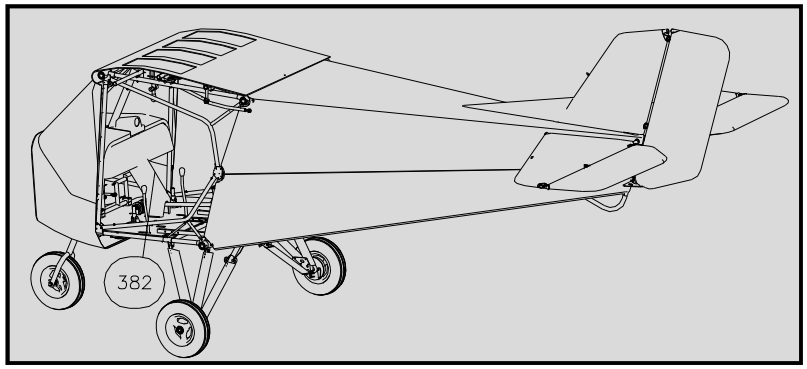

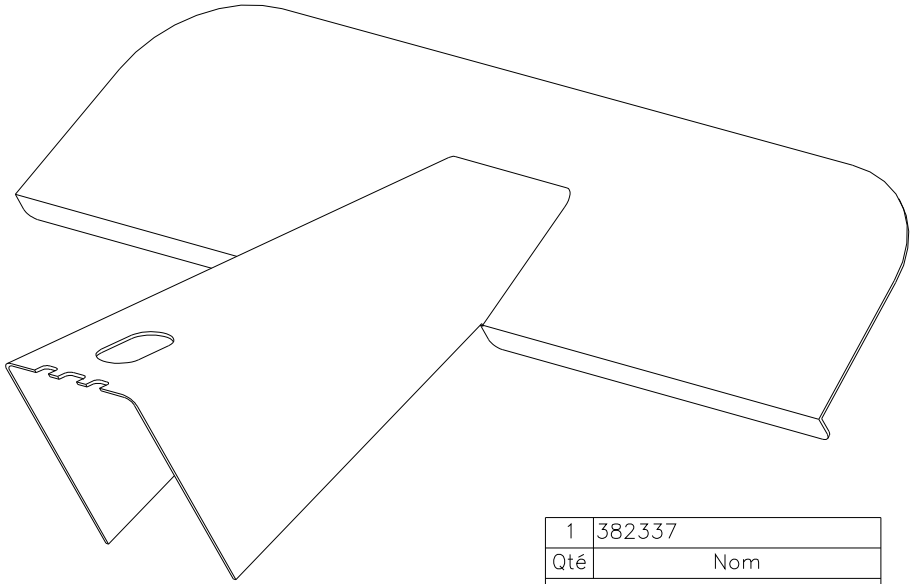

1	382337
Qté	Nom
382	

DASHBOARD - 382 - PLANCHE DE BORD

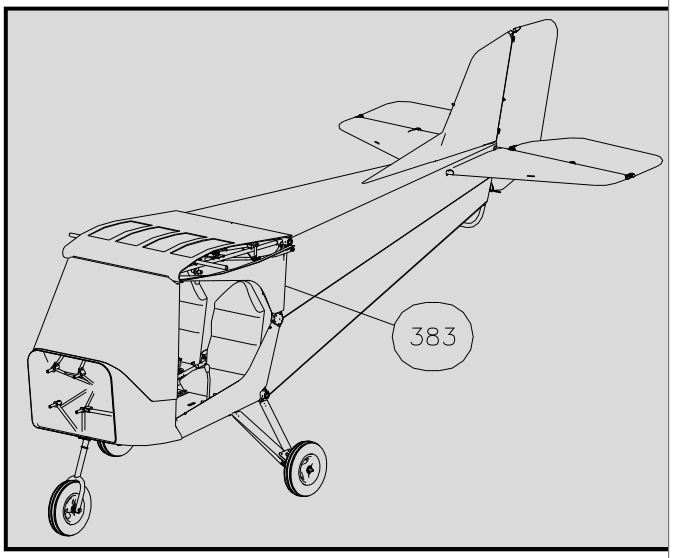

***X=LETTER FOR MAIN COLOUR CODE**
LETTRE POUR CODE COULEUR PRINCIPALE
***Z=LETTER FOR LEADING EDGE COLOUR CODE**
LETTRE POUR COULEUR DE BORD D'ATTAQUE
R = RED / ROUGE
B = BLUE / BLEU
Y = YELLOW / JAUNE
Gy = GREY / GRIS
G = DARK GREEN / VERT FONCE
Gb = BRIGHT GREEN / VERT FLUO
T = TURQUOISE
P = PURPLE / VIOLET
O = ORANGE
Bk = BLACK / NOIR
W = WHITE / BLANC

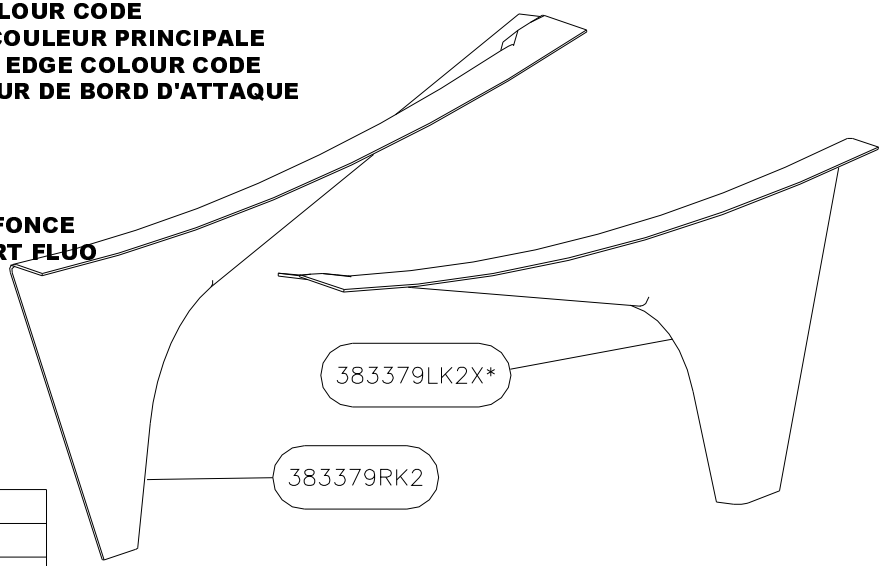

1	383379RK2
1	383379LK2
Qté	Nom
383	

POD REAR TOP SIDE - 383 - FLANC DE CABINE SUPERIEUR
Type 2

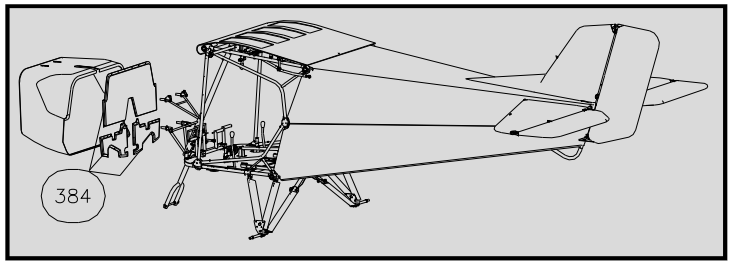

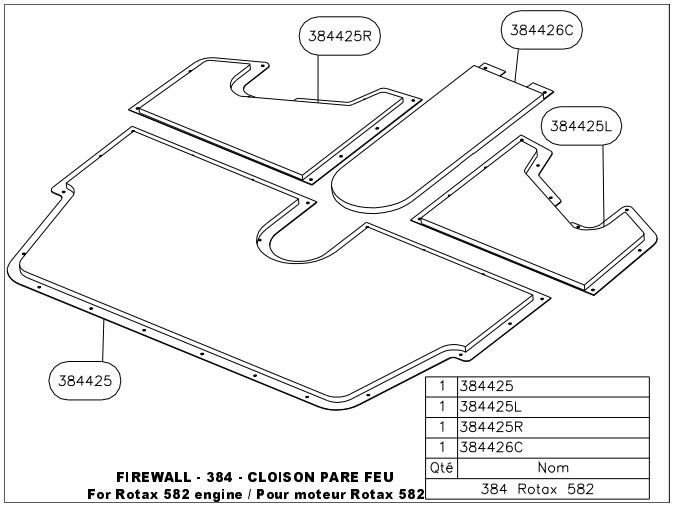

Qté	Nom
1	384425
1	384425L
1	384425R
1	384426C
	384 Rotax 582

FIREWALL - 384 - CLOISON PARE FEU
For Rotax 582 engine / Pour moteur Rotax 582

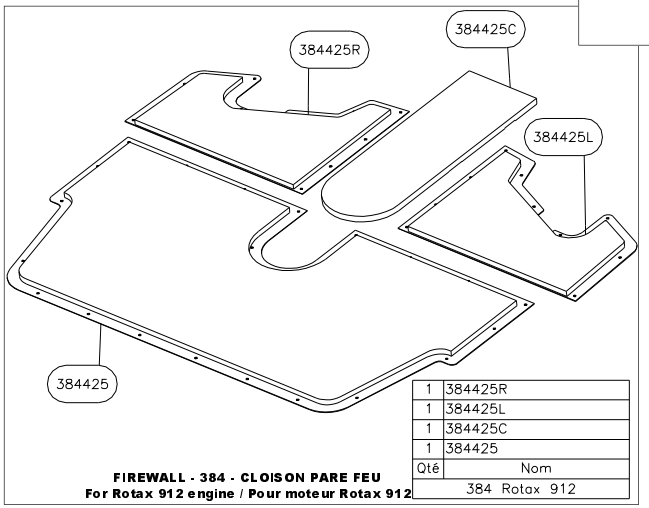

Qté	Nom
1	384425R
1	384425L
1	384425C
1	384425
	384 Rotax 912

FIREWALL - 384 - CLOISON PARE FEU
For Rotax 912 engine / Pour moteur Rotax 912

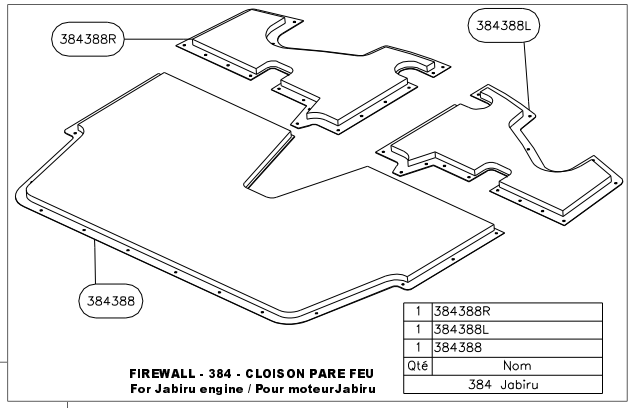

Qté	Nom
1	384388R
1	384388L
1	384388
	384 Jabiru

FIREWALL - 384 - CLOISON PARE FEU
For Jabiru engine / Pour moteurJabiru

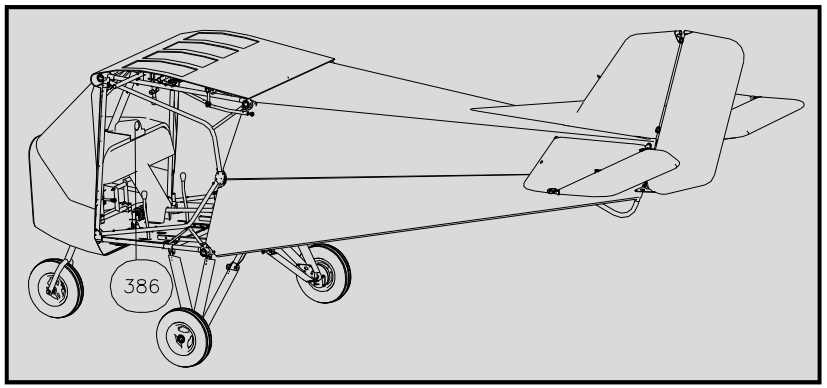

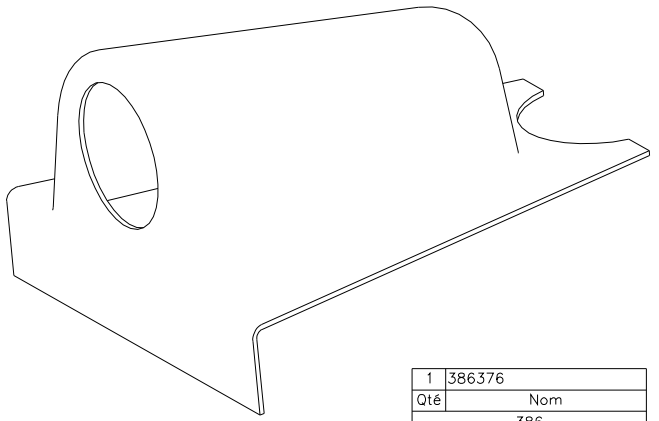

Qté	Nom
1	386376
	386

COMPASS HOUSING - 386 - LOGEMENT DE COMPAS

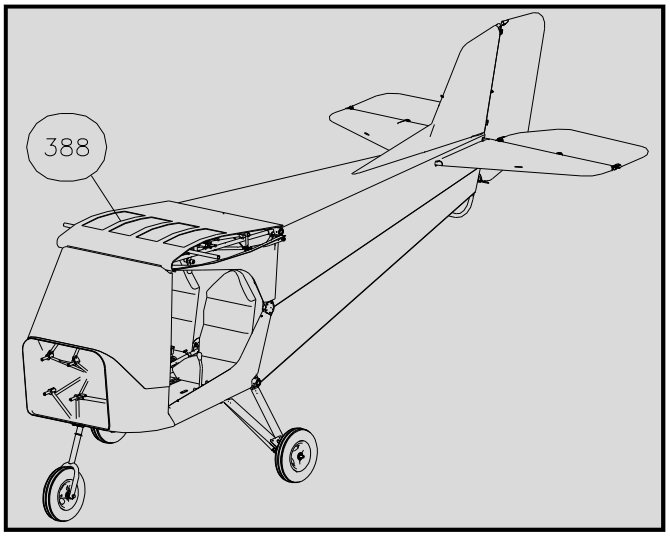

***X=LETTER FOR MAIN COLOUR CODE**
(FOR EXAMPLE, A CANOPY 388348 IN YELLOW COLOUR WILL HAVE CODE NUMBER 388348Y)

***X=LETTRE POUR CODE COULEUR PRINCIPALE**
(PAR EXEMPLE, UN TOIT 388348 DE COULEUR JAUNE SERA REFERENCEE 388348Y)

R = RED / ROUGE
B = BLUE / BLEU
Y = YELLOW / JAUNE
Gy = GREY / GRIS
G = DARK GREEN / VERT FONCE
Gb = BRIGHT GREEN / VERT FLUO
T = TURQUOISE
P = PURPLE / VIOLET
O = ORANGE
Bk = BLACK / NOIR
W = WHITE / BLANC

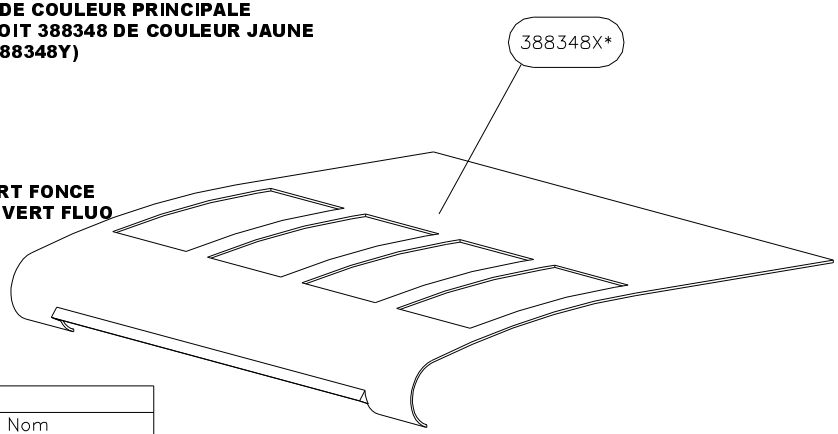

1	388348
Qté	Nom
388	

CANOPY - 388 - TOIT

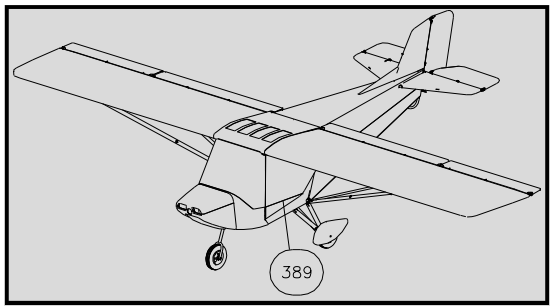

***X=LETTER FOR MAIN COLOUR CODE**
(FOR EXAMPLE, A RIGHT DOOR 389338R IN YELLOW COLOUR WILL HAVE CODE NUMBER 389338RY)

***X=LETTRE POUR CODE COULEUR PRINCIPALE**
(PAR EXEMPLE, UNE PORTE DROITE 389338R DE COULEUR JAUNE SERA REFERENCEE 389338RY)

R = RED / ROUGE
B = BLUE / BLEU
Y = YELLOW / JAUNE
Gy = GREY / GRIS
G = DARK GREEN / VERT FONCE
Gb = BRIGHT GREEN / VERT FLUO
T = TURQUOISE
P = PURPLE / VIOLET
O = ORANGE
Bk = BLACK / NOIR
W = WHITE / BLANC

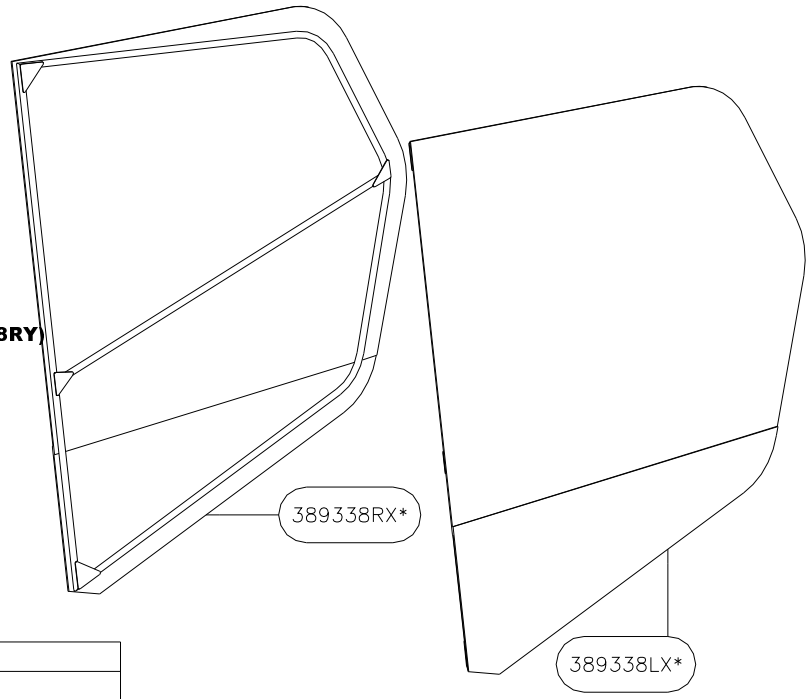

1	389338R
1	389338L
Qté	Nom
389	

DOORS - 389 - PORTES